

# ***JOBE BOATING*** '16

COLLECTION

**JOBE** 





# INDEX 2016

---

## **TOWABLES 4**

---

OVERVIEW	4
TOWABLE TUBES	6
WATERSLEDS	29
ACCESSORIES	30

## **WETSUITS 32**

---

OVERVIEW	32
MEN'S	34
WOMEN'S	48
YOUNGSTERS	58
YOUTH	60
PROTECTIVE WEAR	62

## **VESTS 64**

---

OVERVIEW	64
MEN'S	66
WOMEN'S	76
UNISEX	80
YOUNGSTERS	82
YOUTH	84

## **SWIMWEAR 86**

---

MEN'S	86
WOMEN'S	90
YOUTH	92

## **CASUAL WEAR 94**

---

## **STAND UP PADDLE BOARDS 98**

---

## **KNEEBOARDS 100**

---

## **OMNIA 104**

---

## **COMBO SKIS 106**

---

ADULT	106
YOUTH	110
ACCESSORIES	111

## **SLALOM SKIS 112**

---

ADULT	112
BINDINGS	116
ROPES & HANDLES	118
GLOVES	119

## **WAKEBOARDS 120**

---

WAKEBOARDS	120
PACKAGES	124
JUNIOR PACKAGES	127
BINDINGS	128
ROPES & HANDLES	134

## **WAKESURFERS 136**

---

## **WAKESKATES 138**

---

## **HELMETS 139**

---

## **BOAT ACCESSORIES 140**

---


## **SIZES AND SPECS 144**

---





























## #JobeMoments

The worldwide Jobe family expands every day. Every family member creates its own adventures and unforgettable moments on the water. We all share them online using #jobemoments and they join together on the Jobe website and Instagram. This page includes a small collection of the best #jobemoments!



























TOWABLE OVERVIEW

DONUT				SOFA	DECK			
 HOTSEAT P 11	 RUMBLE P 10	 CRUSHER P 10	 THUNDER P 24	 ANURA P 7	 BREEZE P 12	 HYDRA P 16		
1 PASSENGER								
				 BINAR P 14	 ROAMER P 22	 ANURA P 7	 STORM P 12	 AIRSTREAM P 18
2 PASSENGERS								
	 GIANT P 11	 LUNAR P 14	 ROAMER P 22	 ANURA P 7	 TORNADO P 12	 AIRSTREAM P 19		
3 PASSENGERS								
				 SONAR P 14		 AIRSTREAM P 19		
4 PASSENGERS								
5+ PASSENGERS								



XTREME		FROLIC	BUDDY		WATERSLED	YOUTH
						
SUNRAY P 17	KICK FLIP P 23					DOLPHI TRAINER P 28
						
SCOUT P 21		TRIBAL II P 26	CHASER P 27	DOUBLE TROUBLE P 25		STARSHIP P 28
						
SCOUT P 21	BIGWING P 17	CHARTER P 9	CHASER P 27	TRIPLET P 25	JOBE WATERSLED P 29	
						
SCOUT P 21		CHARTER P 9	CHASER P 27		JOBE WATERSLED P 29	
						
SCOUT 5P P 21		CHARTER 5P P 9			JOBE WATERSLED 5/6/8P P 29	MULTI RIDER 5/6/8P P 29



# TOWABLES

TOWABLE TUBES	6
WATERSLEDS	29
ACCESSORIES	30

With our focus on family fun it was only right that we took extra time when creating towables that can safely accommodate nonstop fun for multiple riders of all ages. Our towables include seating for 1-5+ riders depending on the model chosen with industry leading features such as heavy gauge PVC lining and reinforced handles to ensure a long lasting product that outperforms in every way possible. Don't fight it, just ride it!







### ANURA 1P

Hop around like a frog on this single person towable. P.S. this towable also makes a pretty neat throne. It's your choice, a bumpy ride behind the boat or a chill session on your throne.

**DEFLATED SIZE** 55"x47" | 140x120cm | **ITEM** 230116004  
**CONSTRUCTION** 420D Nylon | 26G PVC



### ANURA 2P

The Anura towable is a beast when you tow it behind the boat. You can also use it as a lounge chair to chill with the person you love.

**DEFLATED SIZE** 65"x63" | 165x160cm | **ITEM** 230216001  
**CONSTRUCTION** 840D Nylon | 28G PVC




### ANURA 3P

Partner up and enjoy the thrill ride with up to 3-people or chill out on this towable on the mainland.

**DEFLATED SIZE** 71"x79" | 180x200cm | **ITEM** 230316001  
**CONSTRUCTION** 840D Nylon | 30G PVC











### CHARTER 3P

Fun, fun, FUN! This 3-person tube is fast, sits high on the water and crosses over wakes super easy. Without a lot of drag, the convex bottom makes this tube unique and super responsive.

<b>DEFLATED SIZE</b>	95"x79"   240x200cm	<b>ITEM</b>	230315004
<b>CONSTRUCTION</b>	840D Nylon   28G PVC		



### CHARTER 4P

Looking for a thrilling ride or want to spend your next double-date behind the boat? It's all possible on this 4-person Charter!

<b>DEFLATED SIZE</b>	95"x87"   240x220cm	<b>ITEM</b>	230415002
<b>CONSTRUCTION</b>	840D Nylon   28G PVC		



### CHARTER 5P

Invite your closest friends and spend your summer on this lounge-tube fit for five (persons). Grab one of the 10 handles and go!

<b>DEFLATED SIZE</b>	95"x87"   240x220cm	<b>ITEM</b>	230515002
<b>CONSTRUCTION</b>	840D Nylon   28G PVC		







### RUMBLE 1P

Let's get ready to ruuuhmble!!! Get it ON with the 1-person Rumble towable!

DEFLATED SIZE	Ø 54"   137cm	ITEM	230116005
CONSTRUCTION	420D Nylon   24g PVC		



### RUMBLE PACKAGE 1P

CONTENT	Rumble towable   Foot pump   1 Person towrope   Ski flag flame orange   Quick release with wrist seal
---------	--

ITEM	238816001
------	-----------



### CRUSHER 1P

Go CRUSH it out there and go totally tubular on the 1-person Crusher!

DEFLATED SIZE	Ø 56"   147cm	ITEM	230116001
CONSTRUCTION	420D Nylon   24G PVC		





### HOTSEAT 1P

Set foot on the almighty Hotseat, one of the fastest and strongest towables. This thing's on fire!

**DEFLATED SIZE** Ø 58" | 147cm | **ITEM** 230116002  
**CONSTRUCTION** 840D Nylon | 26G PVC



### GIANT 3P

This tube is huuugge! The Giant seats 3 people in 1 donut! Crazy talk.

**DEFLATED SIZE** Ø 71" | 181cm | **ITEM** 230313004  
**CONSTRUCTION** 840D Nylon | 28G PVC







### BREEZE 1P

Perfect summer day: the sun is shining, the breeze is blowing... and the lawn mower is broken! Enjoy a day off on the Breeze!

**DEFLATED SIZE** 54" | 138cm **ITEM** 230113005  
**CONSTRUCTION** 420D Nylon | 24G PVC



### STORM 2P

Don't get tricked by the calm before the Storm. Hold on tight!

**DEFLATED SIZE** 70" | 178cm **ITEM** 230213005  
**CONSTRUCTION** 420D Nylon | 24G PVC



### TORNADO 3P

Close your windows and turn on the 'news'. A Tornado is on it's way!

**DEFLATED SIZE** 80" | 203cm **ITEM** 230313005  
**CONSTRUCTION** 840D Nylon | 28G PVC









### BINAR 2P

This 2-person tube is made from the strongest PVC covered with 840D nylon for extra strength and durability. Its two towpoints offer endless fun, no matter which way you look at it!

**DEFLATED SIZE** 81"x78" | 206x198cm | **ITEM** 230215001  
**CONSTRUCTION** 840D Nylon | 28G PVC



### LUNAR 3P

Get loony with the Lunar! This 3-person tube has two towpoints for endless fun, no matter which way you look at it!

**DEFLATED SIZE** 100"x78" | 254x198cm | **ITEM** 230315001  
**CONSTRUCTION** 840D Nylon | 28G PVC



### SONAR 4P

Find your way around the lake with the Sonar! This 4-person tube has two towpoints for endless fun, no matter which way you look at it!

**DEFLATED SIZE** 120"x78" | 305x198cm | **ITEM** 230415001  
**CONSTRUCTION** 840D Nylon | 30G PVC











### HYDRA 1P

This 1-person tube is made from strong PVC covered with 420D nylon. Its handles let you hold on strong when reaching top speeds.

<b>DEFLATED SIZE</b>	54"x35"  137x89cm	<b>ITEM</b>	230115002
<b>CONSTRUCTION</b>	420D Nylon   20G PVC		



### HYDRA PACKAGE 1P

**CONTENT**

- Hydra towable
- Foot pump
- 1 Person tow rope
- Ski flag flame orange
- Quick release with Wrist seal

<b>ITEM</b>	238815001
-------------	-----------







### BIGWING 3P

Bigger is better! Enjoy this fun ride with friends or family.

**DEFLATED SIZE** 61"x43"x5" | 155x109x13cm  
**CONSTRUCTION** 840D Nylon | 30G PVC

**ITEM**

230313001



3 RIDERS

QUICK CONNECT

BOSTON VALVE

### SUNRAY 1P

Say hello to the newest 2-way towable in the lineup! This beauty can be towed in two directions and is super comfortable whether you're kneeling down or sitting upright. A fun and exciting ride, yet nice and stable when you need it to be.

**DEFLATED SIZE** 64"x60" | 162x153cm  
**CONSTRUCTION** 420D Nylon | 24G PVC

**ITEM**

230115001



1 RIDER

QUICK CONNECT

BOSTON VALVE

2 TOWPOINTS

MULTI POSITION





### AIRSTREAM 2P

Get ready for some action! This 2-person towable has wings which gives you the feeling you are flying over waters. Ride it on multiple positions to make sure the adrenaline never stops flowing through your veins!

<b>DEFLATED SIZE</b>	66" x 44"   168 x 112 cm	<b>ITEM</b>	230215002
<b>CONSTRUCTION</b>	840D Nylon   28G PVC		



2 RIDERS

QUICK CRANK

BOSTON VALVE

BOARD HANDLE

MULTI POSITION





### AIRSTREAM 3P

1+1= 3. This towable first of all has wings which gives you the feeling you are flying over water. Add to that the possibility to ride it on multiple positions, and 3-persons have a guaranteed maximum amount of fun on the water!

**DEFLATED SIZE** 76"x60" | 193x153cm | **ITEM** 230315002  
**CONSTRUCTION** 840D Nylon | 30G PVC



### AIRSTREAM 4P

Get the feeling you are flying over water with this 4-person towable with wings. Ride it on multiple positions to have some unforgettable moments together with your loved ones!

**DEFLATED SIZE** 85"x75" | 216x191cm | **ITEM** 230415003  
**CONSTRUCTION** 840D Nylon | 30G PVC









### SCOUT 2P

Keep that adrenaline flow going with this 2-person towable. The board handles make sure you are always in position to scout for cool spots on the water!

**DEFLATED SIZE** 61"x70" | 155cmx178cm | **ITEM** 230215003  
**CONSTRUCTION** 420D Nylon | 24G PVC



### SCOUT 3P

Whether you are scouting for cool spots on the water or scouting your friends having a hard time riding this towable: you are guaranteed to have lots of fun on this one!

**DEFLATED SIZE** 70"x76" | 178x193cm | **ITEM** 230315003  
**CONSTRUCTION** 420D Nylon | 24G PVC



### SCOUT 4P

This towable includes two side wings to keep your riders in place. The tapered design makes climbing on the tube super easy.

**DEFLATED SIZE** 77"x91" | 195x231cm | **ITEM** 230415004  
**CONSTRUCTION** 840D Nylon | 28G PVC



### SCOUT 5P

Imagine five persons having the time of their lives on the water: the 5-person Scout does exactly that. Fun and adrenaline are included in this one, the only thing for you left to do is to bring your friends!

**DEFLATED SIZE** 81"x110" | 205x280cm | **ITEM** 230515001  
**CONSTRUCTION** 840D Nylon | 30G PVC







### ROAMER 2P

Sit back... relax... and roam around on this 2-person lounge!

**DEFLATED SIZE** 71"x63" | 160x180cm  
**CONSTRUCTION** 840D Nylon | 24G PVC

**ITEM**

230214004



### ROAMER 3P

Nothing better than spending quality time with your two best friends on this 3-person tube.

**DEFLATED SIZE** 102"x68" | 173x258cm  
**CONSTRUCTION** 840D Nylon | 28G PVC

**ITEM**

230314004







### KICK FLIP 2P

Just sit back and relax and have an easy ride! Alternatively, turn the Kick Flip around and use the 2nd tow point. Now try to keep up with the Kick Flip! Ride two ways so you can have twice the fun!

**DEFLATED SIZE** 62"x50" | 158x129cm  
**CONSTRUCTION** 840D Nylon | 28G PVC

**ITEM**

230212011



2 RIDERS



QUICK CONNECT



BOSTON VALVE



MULTI POSITION





### THUNDER 1P

Thunderstrike!  
Hit the lake on the 1-person Thunder tube...  
The calm before the storm is OVER!

<b>SIZE</b>	53,5"x55,5"   136x141cm	<b>ITEM</b>	230116006
<b>CONSTRUCTION</b>	420D Nylon   24G PVC		



### THUNDER PACKAGE 1P

<b>CONTENT</b>	Hydra towable Foot pump 1 Person towrope Ski flag flame orange Quick release with wrist seal	<b>ITEM</b>	238816002
----------------	--	-------------	-----------





### DOUBLE TROUBLE 2P

Here comes trouble...  
Double Trouble!  
Twice the FUN!

<b>SIZE</b>	57,1"x76"   145x193cm	<b>ITEM</b>	230214005
<b>CONSTRUCTION</b>	840D Nylon   24G PVC		



### TRIPLET 3P

Things are more fun in threes...  
Let the Triplet show you why!

<b>SIZE</b>	57,1"x76"   145x193cm	<b>ITEM</b>	230314002
<b>CONSTRUCTION</b>	840D Nylon   26G PVC		







### TRIBAL II 2P

The Tribal features a full neoprene covered airfloor. Super easy re-entry!

DEFLATED SIZE	66"x55"   168x140cm	ITEM	230214002
CONSTRUCTION	840D Nylon   28G PVC		





### CHASER 2P

Chase your passion, not your pension!  
The nylon cover offers extra inner tube protection and makes it one durable towable!

<b>SIZE</b>	100"   254cm	<b>ITEM</b>	230214001
<b>CONSTRUCTION</b>	840D Nylon   28G PVC		



### CHASER 3P

Stop chasing, start tubing.  
This three handle towable stands surety for a great ride!

<b>SIZE</b>	119"   302cm	<b>ITEM</b>	230314001
<b>CONSTRUCTION</b>	840D Nylon   28G PVC		



### CHASER 4P

Don't chase off!  
This towable is one of the most durable 4 person towable of the Jobe range.

<b>SIZE</b>	135"   343cm	<b>ITEM</b>	230414001
<b>CONSTRUCTION</b>	840D Nylon   28G PVC		







**STARSHIP 2P**

The Starship's 4 side wings give this kiddie tube extra stability. Its 4 moulded handles are safely placed inside the towable. Childrens' tube only!

<b>SIZE</b>	55"x37"   140x94cm	<b>ITEM</b>	230213002
<b>CONSTRUCTION</b>	24G PVC		



**DOLPHI TRAINER**

The Dolphi Trainer is developed for children to safely learn waterskiing and experience the fun and excitement of tubing with confidence. With the option to dry start, any kid give the Dolphi Trainer a go. Its inflatable seat can be folded down when taking it to the next ski level and its flat bottom design provides lots of stability.

<b>DEFLATED</b>	60"x 49"   153x126cm	<b>ITEM</b>	230113006
<b>CONSTRUCTION</b>	420D Nylon   24G PVC		



## WATERSLEDS

### TOWABLES



#### MULTI RIDER

This multi rider comes outfitted with an extra long nose and reinforced sidefloats for more stability. Its heavy duty PVC-coated material has Thermo-bonded seams for extra durability. Designed with minimal resistance in mind, this towable is also super stable. Repair kit and foot pump included.



5 PERSONS (4.80M)	320207003
6 PERSONS (5.40M)	320207004
8 PERSONS (6.60M)	320207005



#### WATERSLED

This water sled's proven quality and shape is thanks to its coated PVC material with Thermo-bonded seams for more strength and durability. Its non-skid seats and handles with vinyl tubing make this one comfy ride! Repair kit and foot pump included.



3 PERSONS (3.40M)	320312001
4 PERSONS (3.90M)	320412001
5 PERSONS (5.10M)	320512001
6 PERSONS (5.60M)	320612001
8 PERSONS (6.30M)	320812001



# ACCESSORIES

## TOWABLES



### DOUBLE ACTION HAND PUMP

1,2, 3 ACTION! This pump has a 4,000 cc capacity and comes included with 5 different nozzles and a Halkey Roberts nozzle.

ITEM 410400021



### FOOT PUMP

It's all in the legwork... This 2,000 cc capacity pump comes with a Halkey Roberts nozzle for inflatable boats.

ITEM 410805001



### TURBO 12V PUMP

Pump it up! This is hands down the best 12 V pump on the market! The pump includes 4 different nozzles, a Halkey Roberts nozzle, fittings for most inflatable brands and a crush resistant hose that fills up to 2.5 psi / 0.17 bar.

ITEM 410007001



### HEAVY DUTY PUMP

Look no further. You've found THE strongest pump in the lineup! It inflates a Hotseat towable in just 45 seconds. This pump works especially well on larger tubes. Includes a Halkey Roberts nozzle.

ITEM 410205001



### AIR PUMP

Don't let this pump's size fool ya! It inflates a Hotseat towable in a flash. This nifty little thing comes with 3 different nozzles... find your fit, pump it up and GO!

12V 410502010  
230V 410500006  
230V UK PLUG 410501031



### DOUBLE ACTION SUP PUMP

Don't waste your energy on pumping up your SUP with this high pressure pump! Just pump it up and go!

ITEM 480016001



#### 2 PERSON TOWROPE

Towrope made for a 2-person towable max. Including stainless steel hook

ITEM 210001048



#### 4 PERSON TOWROPE

Towrope made for a 4-person towable max.

ITEM 210001049



#### 6 PERSON TOWROPE

Towrope made for a 6-person towable max.

ITEM 210008002



#### 10 PERSON TOWROPE

Towrope made for a 10-person towable max.

ITEM 210012001



#### BUNGEE ROPE

Go totally tubular with a Bungee rope! This is the most extreme towrope and it also reduce stress on your towables and boat.

ITEM 210303001



#### BUNGEE EXTENSION

This bungee isn't only a handy extension to your regular towrope, it also reduces stress on your towables and boat!

ITEM 210210001



#### 4P MAGNUM BRIDLE 8FT

This bridle with ultra strong carabiners is ideal for watersleds and multiperson towables.

ITEM 410102005



#### QUICK RELEASE W. WRIST SEAL

Big sized quick release with wrist seal, fits all quickconnectors.

ITEM 210006005





# WETSUITS OVERVIEW

IT'S FREEZING!

AVERAGE

PLEASANT



MID-TECH

HIGH-TECH



PROGRESS EXEC | P 37  
PROGRESS MISTRESS | P 49



PORTLAND TEAL | P 41  
VICTORIA TEAL | P 54



MILANO LIME | P 41  
VIENNA RUBY | P 56



PROGRESS EXEC | P 37  
PROGRESS MISTRESS | P 50



PROGRESS TEMP | P 35



YUKON TEAL | P 45  
ASPEN SLATE | P 52  
MALMÖ LIME | P 58



YUKON RUBY | P 45  
ASPEN TEAL | P 52

**ULTRA-TECH**







# WETSUITS

MEN'S	34
WOMEN'S	48
YOUNGSTERS	58
YOUTH	60
PROTECTIVE NEOPRENE	62

When the temperature drops you're going to want to stay as warm as possible without impairing flexibility. Our wetsuits utilize industry leading materials and construction methods such as our proprietary nuclear flex neoprene and H2O lock seams to help keep you dry, warm and flexible at all times. Our lines and accessories have been designed with special care to conform to your body for unrivaled fit and comfort!

## MEN'S

### WETSUITS



WETSUITS | MEN | P37

#### PROGRESS TEMP 4/3

Stealth mode. Black on black. This steamer matches anything you rock with it. Its short backzipper makes an easy fit and adds flexibility and range in motion.

SIZE

S | M | L | XL | 2XL | ITEM

303515005









### PROGRESS EXEC 3/2

Like a BOSS! This super strong and stretchy suit uses the H2O lock construction, which allows no water to come in through the stitch lines. The inside fabric is 100% soft and warm thermo. THE best suit, even in the worst water conditions!

SIZE S | M | L | XL | 2XL | ITEM 303515001



### PROGRESS EXEC SHORTY 3/2

This super strong and stretchy shorty uses the H2O lock construction, which allows no water to come in through the stitch lines. The inside fabric is 100% soft and warm thermo.

SIZE S | M | L | XL | 2XL | ITEM 303615002







### PROGRESS REMIX 3/2.5

Easy on the wallet, excellent in the water. The Remix series has improved flex and a partially soft and warm thermo liner on the inside.

ALL SUITS	S   M   L   XL   2XL	BLUE	303515013
GRAY	S   M   L   XL   2XL   3XL	RED	303515012
		GRAY	303515014



### PROGRESS REMIX SHORTY 2.5/2

This shorty has atom flex and a partially soft and warm thermo material inside. Easy on the wallet, excellent in the water.

SIZE	S   M   L   XL   2XL	BLUE	303615009
		RED	303615003
		GRAY	303615004

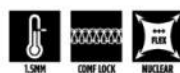




### PROGRESS REMIX SHORTY 1.5

Can you skin it yet? This shorty is perfect for when it's still a little too cold for just boardshorts! Feel the air warming up for summer in this flexy 1.5 neoprene spring suit.

SIZE S | M | L | XL | 2XL | ITEM 303615022



### NEO SHORT FLEX

Nuclear flex material makes this short ultra-stretchy for a superior fit. Its basic design is easy to combine with basically anything so get out there and rock it.

SIZE XS | S | M | L | XL | 2XL | 3XL | ITEM 300016001



### PROGRESS NEO SHORT

These shorts feature an easy to close buckle system.

SIZE XS | S | M | L | XL | 2XL | ITEM 300015004









### PORTLAND 3/2 TEAL

No matter what size the river, featuring Jobe's 100% meltdown thermo lining the Portland offers the finest combo of maximum flex, comfort, durability and warmth on any occasion.

SIZE S | M | MT | L | LT | XL | 2XL | ITEM

303516010



### MILANO 3/2 LIME


This is our most technical shorty in the range is perfect for chill(y) days and slips right on using its front zipper. You'll look on point as it includes Milan influences, featuring a fashionable lime green.

SIZE S | M | L | XL | 2XL | ITEM

303616013







### PERTH 3/2.5 NERO

This suit makes use of nuclear flex neoprene making it truly one of the most flexible wetsuits out there providing most freedom of movement. Its striking green accents give it a unique look.

SIZE

S | M | L | XL | 2XL | ITEM

303516013



### PERTH SHORTY 2.5/2 NERO

This wetsuit is made of 2.5/2mm neoprene and has comfort lock giving you all the comfort you need. Nuclear flex neoprene provides you with ultimate freedom of movement during your water sports session.

SIZE

S | M | L | XL | 2XL | ITEM

303616020











### YUKON 5/4/3 RUBY

With the most advanced materials and construction this is the thickest wetsuit. Build for the most intense and cold conditions.

SIZE S | M | L | XL | 2XL | ITEM 303516004



### YUKON 4/3 TEAL

A new level wetsuit and your tower of strength under worst conditions.

SIZE S | M | L | XL | 2XL | ITEM 303516011







### RUTHLESS LONG JOHN JACKET F-FLEX MEN

This 2.5 mm suit features integrated 10.0 mm shin, knee and inner knee vprotectors.

SIZE S | M | L | XL | 2XL | 3XL | ITEM 303813001



### RUTHLESS LONG JOHN JACKET MEN

This Long John with jacket is outfitted with a short spandex sleeve. 2.0 for those not so freezing days. It's simply THE choice for all you PWC fanatics out there!

SIZE S | M | L | XL | 2XL | 3XL | ITEM 303813003



**PROGRESS NEOPRENE JACKET**

This jacket is made with the softest 1.5 mm neoprene, providing you with maximum comfort and warmth!

SIZE S | M | L | XL | ITEM 300015002



**RUTHLESS JETSKI PANTS**

These pants are the best! They're designed with a flex panel on the back for extra freedom of movement and range in motion. Made with 2.0 mm neoprene thigh panels for extra protection, the legs can easily detach to transform the pants into shorts... It's like magic!

SIZE S | M | L | XL | ITEM 314113015



**RUTHLESS DRY SUIT**

The 320 denier breathable nylon fabric with tricot coating and taped waterproof seams will keep you dry and warm at all times. Latex neck, wrist and ankle seals and its high-tech waterproof zipper keep all water out.

SIZE XS | S | M | L | XL | 2XL | ITEM 303713002









## WOMEN'S

### WETSUITS



WETSUITS | WOMEN | PSI

#### PROGRESS MISTRESS 3/2 GBS

Be irresistible in this strong, stretchy and down right gorgeous suit! It's made with a H2O lock construction and has a 100% soft and warm thermo liner on the inside. Be your gorgeous self.

SIZE

S | M | L | XL | ITEM

303515008



3.0/2.0MM



H2O LOCK



HYDROPHOBIC



MELTDOWN



ANTI CHILL



NOXLEAR



GYMNASIUM



BUBBLE





**PROGRESS MISTRESS SHORTY 2.5/2**

This stretchy shorty with comfort lock construction also has a back zipper for easy entry.

SIZE S | M | L | XL | ITEM 303615007



**PROGRESS UNIVERSE SHORTY 1.5**

Is it bikini time yet? This ladies suit is perfect for when it's still a little too cold for a bikini! Feel the air warming up for summer in this flexy 1.5 mm neoprene spring suit.

SIZE XS | S | M | L | XL | ITEM 303615013





### PROGRESS UNIVERSE SHORTY 2.5/2

Like her bigger sister the Universe shorty is affordable with improved flex and partially soft and warm thermo liner. Just shorter.

SIZE

S | M | L | XL | ITEM

303615012



### PROGRESS UNIVERSE 3/2.5

Quality family time is everything. And everything is the Universe. Enjoy both in this surprisingly affordable suit with improved flex and partially soft and warm thermo liner.

SIZE

S | M | L | XL | ITEM

303515016







### ASPEN 5/4/3 TEAL

The go-to wetsuit to stay warm on the coldest days.

SIZE XS | S | M | L | XL | 2XL | ITEM 303516003



### ASPEN 4/3 SLATE

This wetsuit fends off the cold like no other. This wetsuit is extremely flexible and warm due to its full meltdown thermo.

SIZE XS | S | M | L | XL | 2XL | ITEM 303516001











### VICTORIA 3/2 TEAL

This wetsuit will have you dressed in vogue whilst providing the needed warmth, comfort and flexibility to perform during your water sport activities.

SIZE S | M | L | XL | ITEM 303516009



### SOFIA 3/2.5 NERO

Boast this wetsuit and make sure to stay warm in style. If you're ever in need of a shorter model for warmer days, find the marked lines on the inside of your suit and cut it to a shorty longsleeve.

SIZE S | M | L | XL | ITEM 303516014



### SOFIA SHORTY 2.5/2 NERO

Flexibility and comfort done right. The Sofia is constructed from superior nuclear flex neoprene and features rolled seals to keep cold water out and warm water in.

SIZE S | M | L | XL | ITEM 303616019









### RUTHLESS LONG JOHN JACKET WOMEN

This suit is ultra comfy 2.0 mm neutron flex neoprene make it THE choice for you lady PWC addicts out there!

SIZE XS | S | M | L | XL | ITEM 303815001



### VIENNA 3/2 RUBY

This blazing red wetsuit fits and conforms to the skin like no other and utilizes the H2O lock keeping you warm and dry.

SIZE XS | S | M | L | XL | ITEM 303616014









**YOUNGSTERS**

WETSUITS



### **MALMÖ 4/3 LIME**

Its bright lime green colour is not its only striking feature, this wetsuit also uses the smart H2O lock with x-tend force seams and warm thermo meltdown lining to ensure you'll stay warm and comfy at all times.

**SIZE**

L | XL | 2XL | 3XL | **ITEM**

303516012





### BOSTON 3/2.5 TEAL

With soft but strong nuclear flex neoprene this super stretchy and bossy wetsuit will keep you nice and snug.

SIZE L | XL | 2XL | 3XL | ITEM 303516015



### BOSTON SHORTY 2.5/2 TEAL

Utmost comfort while doing what you love most, that's what this wetsuit is all about. Rock this stretchy shorty and get out there!


SIZE L | XL | 2XL | 3XL | ITEM 303616016





# ***YOUTH***

WETSUITS





### PROGRESS REBEL 3.0/2.5

This youth wetsuit features neutron flex neoprene and offers maximum protection. Pick your favourite colour and release your inner rebel!!

SIZE	2XS   XS   S   M   L   XL   2XL   3XL	BLUE	303516017
		PINK	303516018
		RED	303516019



### PROGRESS REBEL SHORTY 2.5/2.0

This wetsuit is designed to keep the next generation rebels safe and sound featuring neutron flex neoprene and the comfort lock seams for strength and the best comfort.

SIZE	2XS   XS   S   M   L   XL   2XL   3XL	BLUE	303616021
		PINK	303616024
		RED	303616023







#### NEOPRENE HOOD

This 4.0 mm super stretch neoprene hood keeps your dome nice and toasty in ANY weather conditions.

**SIZE** S | M | L  
**ITEM** 300810015



#### NEOPRENE GLOVES 2.5

For toasty hands on the coldest days! Built to last with the glued and blind stitched seams and non-slip silicon printed palms.

**SIZE** S | M | L | XL | 2XL  
**ITEM** 340810001



#### KNEEBRACE

Prevent injuries and support your knees with this unique wrap-around knee brace. Made with hinge straps for extra support.

**SIZE** M | L | XL  
**ITEM** 300810014



#### WRIST SEAL

Neoprene wrist seal with D-ring lanyard to attach to.

**ITEM** 300803010



#### BACK SUPPORT

This fully adjustable torso back support helps to prevent injuries when performing no-holds-barred stunts!

**SIZE** UNI  
**ITEM** 300801013



#### NEOPRENE SOCKS

Super comfy glued and stitched 2.0 mm neoprene socks.

**SIZE** S | M | L  
**ITEM** 300804009



#### SPRAY LEG

This neoprene calf and lower leg sleeve protects your shin.

**SIZE** S | M | L | XL  
**ITEM** 300802052



#### EMERGENCY CORD

This emergency cord comes with different keys to fit all PWC.

**ITEM** 420008003



### DISCOVER SHOES

These extremely lightweight water shoes are built to be worn in and out of the water as they combine a casual look with a water-permeable fabric.

<b>SIZE US</b>	4 5 5.5 6 6.5-7 7.5 8 8.5 9.5 10 11
<b>LIME</b>	594616003
<b>TEAL</b>	594616002
<b>NERO</b>	594616001



### NEOPRENE SURF BOOTIES 5MM

Booties with a thin sole to give you a bare foot feel on your board. Split toes prevent your feet from turning inside.

<b>SIZE US</b>	3 4 5 6 7 8 9 10 11 12
<b>ITEM</b>	534715001



### NEOPRENE BOOTS

Boots with an inner sock for extra warmth, a reinforced heel for extra support, stiff soles for grip and water draining panels to make them dry fast.

<b>SIZE US</b>	5 6 7 8 9 10 11 12
<b>BLACK</b>	534715003
<b>BLUE</b>	534715002



### H2O SHOES ADULT 3MM GBS

The ultra-thin sole of this shoe offers perfect board feel, while also keeping your feet warm.

<b>SIZE US</b>	3 4 5 6 7 8 9 10 11 12
<b>ITEM</b>	534615001



### H2O SHOES YOUTH 2MM FL

The ultra-thin sole of this shoe offers perfect board feel, while also keeping your feet warm.

<b>SIZE</b>	XS S M L XL
<b>ITEM</b>	300407012



### AQUA SHOES

Soft and comfortable shoes to keep your feet warm and the water away.

<b>SIZE US</b>	3 4 5 6 7 8 9 10 11 12
<b>ADULT</b>	300812007
<b>SIZE US</b>	XS S M L XL
<b>YOUTH</b>	300812010



### FLOATABLE GLASSES POLARIZED

These flashy and floatable glasses offer a unique and comfortable design. Don't just use them for watersports; wear them anywhere, anytime!

<b>BLACK RUBBER</b>	420810001
<b>CYPRIS SILVER</b>	426013002
<b>KNOX SILVER</b>	426013001



### FLOATABLE GLASSES

These flashy and floatable glasses offer a unique and comfortable design. Don't just use them for watersports; wear them anywhere, anytime!

<b>KNOX WHITE</b>	420108001
<b>KNOX BLUE</b>	420506001



### GOGGLES

Super sleek blacked out goggles outfitted with a PC double lens which are anti-fog and have a protection rating of UV 400. Seeing is believing!

<b>ITEM</b>	420812001
-------------	-----------



CERTIFIED VESTS OVERVIEW

3D

NEOPRENE

NYLON

JOBESPORTS.COM | P 66



EASY  
BOATING | P 81



PROGRESS  
UNIVERSAL | P 81



COMFORT BOATING  
P 81 | P 85



PROGRESS  
UNIVERSAL | P 80



PROGRESS  
SIDE ENTRY | P 77



PROGRESS SAFETY  
P 85



PROGRESS NEO  
P 68 | P 77



PROGRESS YOUTH  
P 85

COMPETITION VESTS OVERVIEW

NEOPRENE

3D



PROGRESS COMP  
P 68 | P 76



PROGRESS COMP  
P 68

MID-TECH

HIGH-TECH



PROGRESS NEO YOUTH  
P 85 | P 83



RUTLESS  
SIDE ENTRY | P 75



PROGRES STRETCH  
P 68 | P 77



UNIFY  
P 71 | P 77 | P 78



RUTLESS  
MOLDED | P 75



PROGRESS  
DUAL | P 80



PROGRESS  
4 BUCKLE | P 80



RUTLESS  
SIDE ENTRY | P 75



3D  
P 72 | P 79 | P 83



HYBRID NERO  
P 72



COMP TEAL  
P 68 | P 78



REVERSIBLE  
P 73 | P 83



HEATDRY  
P 73 | P 79



PROGRESS  
SEGMENTED | P 67



SEGMENTED  
TEAL | P 71



RUTHLESS  
BACKSUPPORT | P 75

**ULTRA-TECH**



# VESTS

MEN' S	66
WOMEN'S	76
UNISEX	80
YOUNGSTERS	82
YOUTH	84

Floataction is one of the most important pieces of equipment you can have out on the water. Whether you need maximum range of movement for performing or maximum buoyancy and comfort, our vest line covers it all for men, women, children and even pets! Utilizing only the highest quality materials, our vests are constructed with comfort, fit and performance in mind for users of all ages, shapes and sizes.





## MEN'S

### VESTS



#### PROGRESS SEGMENTED VEST

Split foam panels give you extra flexibility and mobility. For additional protection this vest features extra foam panels on the side. The hidden webbing straps make for a clean look but also add to protection.

SIZE S | M | L | XL | 2XL | 3XL | ITEM

244915022







### PROGRESS NEO VEST

Made with the softest, most comfortable neoprene around... The Progress neoprene vest series comes outfitted with a front zipper, dual buckles and a custom water drain system.

<b>SIZE</b>	S   M   L   XL   2XL   3XL	<b>BLUE</b>	244915015
<b>(BLACK)</b>	XS   S   M   L   XL   2XL   3XL   4XL	<b>BLACK</b>	244915013
		<b>RED</b>	244915014



### PROGRESS STRETCH VEST

This super stretch neoprene vest is the most flexible approved vest in the Jobe range. Experience the added comfort, perfect fit and increased range in motion for yourself! Additional stretch materials (roomy range) in sizes XL till 4XL.

<b>SIZE</b>	S   M   L   XL   2XL   3XL   4XL	<b>ITEM</b>	244915016
-------------	----------------------------------	-------------	-----------



### PROGRESS COMP VEST RED

Pullover easy entry with slack panels for extra freedom of motion! Slip it on and look good at your next comp!

<b>SIZE</b>	S   M   L   XL	<b>ITEM</b>	554015001
-------------	----------------	-------------	-----------




### PROGRESS COMP VEST BLUE


Extra large arm holes and a front zipper for easy entry and maximised range of motion! Feel and look good at your next comp!

<b>SIZE</b>	S   M   L   XL	<b>ITEM</b>	554015002
-------------	----------------	-------------	-----------











### COMP VEST TEAL

The comp vest Teal is super comfy and stretchy giving you the ultimate freedom of movement while rocking the competition.

SIZE XS | S | M | L | XL | 2XL | ITEM

554016001



### SEGMENTED VEST TEAL

This segmented vest uses an improved version of the Spartan fabric which 3D construction make the vest even more light weight and fast-drying than before! The segmented foam panels make this vest hands down the most flexible offering the ultimate freedom of movement.

SIZE S | M | L | XL | 2XL | ITEM

244916005



### UNIFY VEST TEAL

This approved vest offers the comfort and looks of a comp vest. It features a water drainage system and split foam panels. Use its inside pocket with elastic drawcord to attach the (optional) Jobe waterproof floatable phone case.

SIZE S | M | L | XL | 2XL | 3XL | ITEM

244916009









### HYBRID COMP VEST NERO

This Spartan fabric comp vest is insanely light and provides great flex with it's hyper flex panels. To finish things off this vest has a magnet closing covering the YKK zipper.

SIZE S | M | L | XL | ITEM 554016002



### 3D COMP VEST TEAL

Its segmented foam panels make this vest hands down the most flexible offering the ultimate freedom of movement in order for you to feel free on the water even more.

SIZE S | M | L | XL | 2XL | ITEM 554016003





### COMP VEST REVERSIBLE

This vest is reversible giving you the option to change your look in the blink of an eye. It gives you all the range of motion you need to perform.

SIZE

S | M | L | XL | ITEM

554016004



COMP VEST

NUCL FLEX

SLACK PANELS

NEO FABRIC

REVERSIBLE



### HEAT DRY COMP VEST RUBY

Dress up to the nines with this water wicking pullover competition vest and remain dry using its aqua killer thermo. Nuclear flex neoprene together with the slack panels provide ultimate freedom of movement.

SIZE

XS | S | M | L | XL | ITEM

554016005



COMP VEST

NUCL FLEX

SLACK PANELS

NEO FABRIC

AQUA KILLER







### RUTHLESS NYLON SIDE ENTRY VEST MEN

This vest is equipped with extra thick PVC foam panels for extra protection.

SIZE S/M | L/XL | 2XL/3XL | ITEM 244813015



### RUTHLESS MOLDED VEST

This vest is equipped with an integrated back support for additional protection and comes in white, yellow and blue.

SIZE S/M | L/XL | WHITE 245013001  
BLUE 245015002  
YELLOW 245015001



### RUTHLESS NEO SIDE ENTRY VEST MEN

Wear this Ruthless vest in a jiffy! The short zipper on the side of the vest will have you in and out in no time.

SIZE S | M | L | XL | 2XL | 3XL | ITEM 244913022



### RUTHLESS BACK SUPPORT VEST

This vest is equipped with integrated reinforced back panel and back support for more protection. Reflective ink is used for better visibility. Use its magnetic closing for a quick and strong hold, this is where safety meets

SIZE S | M | L | XL | 2XL | 3XL | ITEM 244913020





**WOMEN'S**

VESTS



**PROGRESS COMP VEST**

Slip it on like 1, 2, 3 and feel AND look good at your next comp!

SIZE XS | S | M | L | XL | ITEM 554115001





### PROGRESS UNIFY VEST

This approved vest is lightweight and has the looks and comfort of a comp vest. It's super comfy and looks sweet. Use its stash pocket to hold your lucky charm, keys or phone.

SIZE S | M | L | XL | 2XL | ITEM 244916008



### PROGRESS NEO VEST

This totally revamped neoprene vest features a new segmented backpanel for extra range in motion. Outfitted with an integrated webbing design, which hides the webbing straps for more safety.

SIZE XS | S | M | L | XL | 2XL | 3XL | ISO APPROVED 244915012  
USCG APPROVED 247715012



### PROGRESS STRETCH VEST

This super stretch neoprene vest is a flexible approved vest in the Jobe range. Experience the added comfort, perfect fit and increased range in motion for yourself!

SIZE XS | S | M | L | XL | 2XL | ITEM 244915009



### PROGRESS NYLON VEST

This nylon vest is made to be lightweight and fast drying. Extra foam panels on the side provide extra protection and floatation.

SIZE XS | S | M | L | XL | 2XL | ITEM 244815008







### COMP VEST TEAL

The comp vest Teal features the best foam and neoprene for the ultimate freedom of movement. Using the advanced custom water drainage system the vest dries extremely fast and feels light at all times.

SIZE XS | S | M | L | ITEM 554116002




### UNIFY VEST TEAL

This approved vest is lightweight and has the looks and comfort of a comp vest. It's super comfy and looks sweet. It features a super neat inside pocket with elastic drawcord to attach the (optional) Jobe waterproof floatable phone case.

SIZE S | M | L | XL | 2XL | ITEM 244916010





### 3D COMP VEST RUBY

This vest is crazy light due to its spartan fabric and provides maximum freedom of movement while keeping you afloat. Use its magnetic closing for a quick and strong hold, this is where safety meets comfort.

SIZE S | M | L | XL | ITEM 554116001



### HEAT DRY COMP VEST RUBY

Contoured to your body, this vest has a true-formed fit and offers most freedom of mobility with a nuclear flex. It's aqua killer thermo wicks water away so you won't stay wet for long.

SIZE XS | S | M | L | XL | ITEM 554116007







### PROGRESS 4 BUCKLE VEST

These vests are made with soft PVC foam that's comfortable and provides the buoyancy needed. Extra foam panels on the side give additional protection.

SIZE	XS   S   M   L   XL   2XL   3XL	BLACK	244815012
		RED	244815013
		YELLOW	244815014



### PROGRESS DUAL VEST

This unisex vests is made with extra nylon side panels for easy adjustability and great fit. These side panels give the vests a great size range, which makes it easier to buy one vest for more people!

SIZE	S/M   L/XL   2XL3XL   4XL5XL	BLUE	244815010
		RED	244815009
		YELLOW	244815011



### UNIVERSAL VEST

One size fits all!

SIZE	One Size	BLUE	244814001
		RED	240411006
		YELLOW	240211005





#### EASY BOATING PACKAGE

The vest CE-approved in accordance with ISO 12402.4. It features reflective panels and a waterproof whistle for safety. This package includes five vests and comes with a ventilating transparent bag.

**SIZE** 2 S / M | 3 L / XL  
**ITEM** 240312002



#### UNIVERSAL PACKAGE

This package includes four vests complete with a ventilating transparent bag.

It is CE-approved in accordance with ISO 12402.5 and is one size fits all.

**SIZE** one size  
**ISO APPROVED** 240411007



#### COMFORT BOATING VEST ORANGE

The vest CE-approved in accordance with ISO 12402.4. It features reflective panels and a waterproof whistle for safety.

**SIZE** S | M | L \ XL  
**ITEM** 240312001



#### PROGRESS PET BUOYANCY JACKET

This comfortable neoprene vest for your dog can also be used for other pets! Its reflective panel increases visibility and a D-ring attaches to your dog's leash. A back zip for easy entry and with the handle on the back, you can easily retrieve your pet from the water at any time.

**SIZE** XS | S | M  
**ITEM** 240013002



## ***YOUNGSTERS***

VESTS





### NEO VEST LIME

The coast is clear with this fresh lime vest offering a sharp and eye-catching look. This vest provides great safety while keeping you comfortable and free to move. For youngsters with style.

SIZE S/M | L/XL | 2XL | 3XL | ITEM 244916006



### COMP VEST REVERSIBLE

This vest is reversible giving you the option to change your look in the blink of an eye. This vest gives you all the range of motion you need to perform. Side added for easy entry.

SIZE 3XS | 2XS | XS | ITEM 554016004



### 3D COMP VEST TEAL

Make sure your children are comfortable, visible but more importantly safe with this youth vest. Its magnetic closing makes the vest come on and off easily while remaining a strong hold.


SIZE 3XS | 2XS | XS | ITEM 554016003





## YOUTH

### VESTS





### PROGRESS NEO VEST YOUTH

This neo vest series for kids comes on and off easily because of the front zipper and dual buckle system. It's made with soft neoprene and PVC foam to keep your kids comfy, safe and looking good!

SIZE	S/M   L/XL   2XL   3XL	BLUE PINK BLACK RED	244915018 244915020 244915021 244915017
			
ISO 100	NEO FABRIC	PVC FOAM	



### PROGRESS NYLON VEST YOUTH

This youth vest series is made to be lightweight and fast drying. Foam panels on the side provide extra protection and floatation.

SIZE	Youth 30-40KG	BLUE PINK YELLOW RED	244815004 244815005 244815007 244815006
			
ISO 100	NYLON FABRIC	FOAM SIDE	PE FOAM



### PROGRESS NEO SAFETY VEST YOUTH




This is the vest to first introduce your kids to the water! The super thick yet flexible neoprene and its reflective panels and safety whistle provide maximum fun and optimum protection.

SIZE	INFANT   CHILD   ITEM	244915010
		
ISO 100	NEO FABRIC	PVC FOAM



### COMFORT BOATING VEST YOUTH

This vest covers all kids sizes. All versions come with crotch straps.

SIZE Y.	4XS   3XS/2XS   XS/S   M/L	YELLOW	240212005
SIZE O.	JR   4XS   3XS/2XS   XS/S   M/L	ORANGE	240312003
			
ISO 100	NYLON FABRIC	PE FOAM	



# SWIMWEAR

MEN'S  
WOMEN'S  
YOUTH

86  
90  
92

This is where fashion meets function! Our boardshorts and rash guards feature quick drying, lightweight materials that will keep you stylish no matter what conditions you encounter. With unique technology and comfort driven design you're sure to impress!





### IMPRESS BOARDSHORT WS TECH

This is the most high end boardshort in the Jobe range. It features diamond seam technology which makes rashes a thing of the past. It's H2O repellent fabric makes it dry faster.

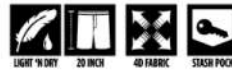
SIZE XS | S | M | L | XL | ITEM 314015008



### HYBRID BOARDSHORT TEAL

These lightweight 20 Inch boardshorts fit comfortably on the knee using the most flexible stretch fabric for the ultimate freedom of movement. Ready to be rocked even off the water!

SIZE S | M | L | XL | 2XL | ITEM 314016001



## MEN'S

### SWIMWEAR



### PROGRESS BOARDSHORT GRAY

These extra long 100% polyester boardshorts features a back pocket, velcro closing and a mesh water drain for quick drying.

SIZE S | M | L | XL | ITEM 314015005



### SWIMSHORT

This swim short is the shortest model in the Jobe range. This boardshort's plain and simple design is taking mix and match to the next level.

SIZE S | M | L | XL | 2XL | LIME 314016009  
BLUE 314015007  
BLACK 314015003  
ORANGE 314015001







**PROGRESS RASH GUARD**

Classic.  
White.  
Jobe.

SIZE S | M | L | XL | 2XL | ITEM 544015003



**PROGRESS RASH GUARD NEO LONG SLEEVE**

This neoprene rash guard with fleece inner lining keeps your extra warm. Its long sleeves meet the armpits seamlessly for more comfort. This rash guard comes with a boardshorts connector loop.

SIZE S | M | L | XL | ITEM 544015004



**RASH GUARD LOOSE FIT NERO**

Loose and easy, wear this breathable rash guard like your favourite t-shirt while giving you just that extra bit of warmth. Made of quick dry and stretch fabric it's perfect for all water sports activities.

SIZE S | M | L | XL | ITEM 544016005



**PROGRESS RASH GUARD NEO**

This neoprene rash guard with fleece inner lining keeps your extra warm. Its short spandex sleeves meet the armpits seamlessly for more comfort. This rash guard comes with a boardshorts connector loop.

SIZE S | M | L | XL | ITEM 544015005







## WOMEN'S

SWIMWEAR





### RASH GUARD V-NECK CHROME

Making use of a soft gymnast stretch fabric, this rash guard is extremely comfortable. Whatever water sports activity you are planning to do: this v-neck gets you there in style.

**SIZE** XS | S | M | L | XL  
**ITEM** 544116003



### PROGRESS RASH GUARD

This girls rash guard sports a connector for your boardshorts and is the perfect combination of form AND function!

**SIZE** XS | S | M | L | XL | 2XL  
**ITEM** 544115005



### PROGRESS RASH GUARD NEO LS

This neoprene rash guard with fleece inner lining keeps you extra warm. Its long sleeves meet the armpits seamlessly for more comfort. This rash guard comes with a boardshorts connector loop.

**SIZE** XS | S | M | L | XL  
**ITEM** 544115003



### SWIMSHORT CHROME

These spandex swimshorts feel like a second skin and are made to be comfortable with its soft and gymnast stretch fabric making it feel oh-so-smooth.

**SIZE** XS | S | M | L | XL  
**ITEM** 314116001



### PROGRESS BOARDSHORT

This boardshort is perfect for an active day on and out of the water.

**SIZE** S | M | L | XL  
**ITEM** 314115003



### IMPRESS BOARDSHORTS

This military boardshort features a back pocket with velcro closing and a mesh water drain which makes the boardie dry in a quicky. Roger that!

**SIZE** S | M | L | XL  
**ITEM** 314115002





**YOUTH**

SWIMWEAR





### RASHGUARD BOYS

This cool and tough blue rash guard will have the boys guarded from the burning sun while enjoying in and out of the water comfortably. The two smallest sizes come with a small back zipper for easy entry.

**SIZE** 4XS/3XS | 2XS/XS | S/M | L/XL | **ITEM** 544216003



### RASHGUARD GIRLS

Pretty in pink with this girly rash guard that is made out of super comfortable gymnast stretch fabric. The two smallest sizes come with a small back zipper for easy entry.

**SIZE** 4XS/3XS | 2XS/XS | S/M | L/XL | **ITEM** 544216002



### RASH GUARD LOOSE FIT YOUTH NERO

Loosen up with this silky smooth rash guard. Whether you choose to rock it as a rash guard or shirt, you got it! Including breathable and stretchy fabric it's suitable for any water sports activity.

**SIZE** S | M | L | XL | **ITEM** 544216001



### REBEL SWIMSHORT

This swim short is the shortest model in the Jobe range. This boardshort's plain and simple design is taking mix and match to the next level.

**SIZE** 4XS/3XS | 2XS/XS | S/M | L/XL | **LIME** 314216001  
**ORANGE** 314215001





A photograph of two men on a boat. The man in the foreground is wearing a black life vest over a blue tank top and bright green shorts. He is smiling and looking back over his shoulder. The man in the background is wearing a light blue hoodie and is also smiling. They are on a white boat with a black frame, and the background shows a rocky coastline with buildings.

# CASUAL WEAR

Our casual wear includes t-shirts, tanktops, hoodies and hats that exude fashion and family fun in typical Jobe form that take inspiration from all aspects of watersports and art. Get covered from head to toe!



### T-SHIRT LOGO

A comfortable fit and timeless design to an old favourite! Represent in style!

SIZE	S   M   L   XL   2XL	GREEN	565115005
		RED	565115004
		BLACK	565115003



### IMPRESS T-SHIRT

This fresh Jobe t-shirt is sure to make heads turn!!

SIZE	S   M   L   XL   XXL	ITEM	565115006
------	----------------------	------	-----------



### HOODED SWEATER

Stay comfy and warm in Jobe's sweater... Perfect for starry skies and bonfire kinda nights.

SIZE	S   M   L   XL   2XL	ITEM	565215001
------	----------------------	------	-----------





### T-SHIRT WOMEN BLACK

Flaunt a super cute, fresh design in this fitted black V-neck ladies t-shirt!

SIZE	XS   S   M   L   XL   ITEM	565115007
------	----------------------------	-----------



### WATERPROOF PHONEBAG

Keep your phone or camera safe while on the water. Don't worry if tis bag falls in the water with yous valuables in it: it floats!

ITEM	420016001
------	-----------





### **CAP MEN**

Rock this Jobe cap. Represent!

SIZE	S/M   L/XL	ITEM	564416001
------	------------	------	-----------



### **BACKPACK**

This polyester backpack's basic construction allows tonnes of space inside! It includes a compartment for laptops up to 17 and comes with extra padding in the back, bottom and shoulder straps.

ITEM	224313002
------	-----------



### **WET GEAR BAG**

Keep your wet vest, suit and more gear in a dry, quick and easy way. This heavy duty and waterproof tarpaulin circle bag has a cord drawstring closure and two webbing handles so that it's easy to carry.

ITEM	220013001
------	-----------





# ***STAND UP PADDLE BOARDS***

Wander down to the river and discover the awe with the accessible and ready-to-go 10.0 Aero SUP or 11.6 Aero Sup. There's no easier way to get on the water and have fun!





**AERO SUP 10.0 PACKAGE**

**CONTENT** Board, Rope leash, Pump, Aluminum paddle, Repair kit and comes in a nylon coated backpack with pump and paddle holder.

**SIZE** 10'0" x 31.5" x 4" | **ITEM** 486616001



**AERO SUP 11.6 PACKAGE**

**CONTENT** Board, Leash Coil, Pump, Aluminum paddle, Repair kit and comes in a waterproof tarpaulin cylinder backpack with pump and paddle holder.

**SIZE** 11'6" x 30" x 6" | **ITEM** 486416004





# KNEEBOARDS

Our kneeboards are perfect for both beginners as experienced riders because of the low center of gravity which adds stability to newcomers to the sport while still including industry leading advances such as twin tip design and ergonomic seat pads for added comfort. The single locking strap is there to ensure you stay planted to the board at all times.





### STAGE KNEEBOARD

Making use of a profiled shape with a hybrid core, side walls and supremely lightweight fabric for the best release. Its cutting-edge technology features sharp edges, which make this the most furious board out there!



| ITEM

252316005



### SUPER NOVA KNEEBOARD

The Super Nova's molded fins and wider based tip design make for a stable and insane kneeboard. Its shock strap and DBL density absorb the shock like no other preparing you for the roughest session.



| ITEM

252316003



### CHILIPEPPER KNEEBOARD

A rad new design for a wicked kneeboard. The Chilipepper is a notorious board that's perfect for beginner to intermediate level kneeboarders with its swallowtail designed to initiate turns more easily and promote spins.



| ITEM

252316002





TRANSP BAG

### SHOCK KNEEBOARD

The Shock kneeboard features a parabolic twin tip for maximum lift and smooth transitions that allow you to pull off the sharpest tricks.

**PACKAGE:** Shock Kneeboard  
Transp. Kneeboard Bag  
Universal Vest Red  
Kneeboard Combo

**KNEEBOARD**

252716001 |

**PACKAGE**

258816001



1" STRAP

HANDLE HOOK

FOOT MOLDED

SINGLE LOCK



TRANSP BAG

### JUSTICE KNEEBOARD

Renewed with a state-of-the-art design The ergonomic seat pad enable to continually ride comfortably. This kneeboard definitely does justice!

**PACKAGE:** Justice Kneeboard  
Transparent Kneeboard Bag  
Universal Vest Yellow  
Kneeboard Combo

**KNEEBOARD**

252516003 |

**PACKAGE**

258816004



2" STRAP

HANDLE HOOK

FOOT MOLDED

SINGLE LOCK

SWALLOW





### STREAK KNEEBOARD

With extra stability and traction, and a 3" single lock strap to sure your position to continue your winning-streak!

**PACKAGE:** Streak Kneeboard  
Transparent Kneeboard Bag  
Universal Vest Blue  
Kneeboard Combo

**KNEEBOARD** 252516004 | **PACKAGE** 258816002



### KNEEBOARD COMBO

This kneeboard rope is outfitted with a small grip lock behind the handle hook for easy starts. It's ideal for all levels of kneeboarding!

**ITEM** 210008011



### PADDED KNEEBOARD BAG

Made to fit all Jobe kneeboard sizes and comes with an additional compartment for extra gear. Backpack straps make it easy to carry.

**ITEM** 221613001



# OMNIA

The brand ever so popular Omnia is like nothing else you've ever encountered! This multi-purpose product allows riders of all ages and skill level to lay, kneel, spin, surf, rest, ride backwards and so much more. This is all possible due to the unique compression molded board shape with strategically placed foot bed and handles that allow for nearly unlimited riding positions behind nearly any type of towing device. Omnia is family fun taken to a whole new level!





## OMNIA

Not enough storage in your boat to fit all your gear or tired to drag those hefty skis in and out every single day? The Omnia is your all-in-one solution! Ready to be used as a kneeboard, ski, wakeskate/board AND wakesurfer, this lightweight board adds a whole new dimension to multifunctionality. Compression molded out of PU foam and fiberglass, this family focused board can be used with great variety. Suited for all skill levels.

ITEM

252115001



## OMNIA HANDLE

Meet the Omnia handle: a handle specifically designed for the multi-purpose Omnia board. From starting up easy with the special Tow bar to ending your day with a Wake Surf session using the featured 10' Surf Loop. This handle is fit for every task!



15" HANDLE



22.5MM GRIP



65 FT FIN



60" 5-5-5-5

ITEM

212115001



# COMBO SKIS

ADULT  
YOUTH  
ACCESSORIES

106  
110  
111

Our combo skis are one of the best in the game! With top notch construction techniques such as foam lined adjustable bindings you're sure to leave the lake with a smile on your face every time. Our combo skis are perfect for riders of all ages and skill levels. We even have a youth line dedicated to the young guns for better fitment and comfort than ever before!





COMBO SKIS | ADULT | P109

### MODE COMBO SKIS

Do you breathe skiing? These high-end skis are perfect for some serious combo skiing but also enable you to transition into free ride slalom skiing smoothly. Featuring direct mount bindings, a v-bottom and aluminium fins this ski gives you perfect control and comfort to maximize performance.

SIZE

67" | ITEM

203216001



ALU FINS



DIRECT



GLOSS TOP



LEVEL



V-BOTTOM





### HEMI COMBO SKIS

These injection moulded skis with foam lined adjustable bindings are supremely versatile and can be used as either combo skis or entry level slalom skis. Its tunnel bottom and wider tip profile make for a superb entry level combo.

**SIZE** 59" | 62" | 65" | **ITEM** 202416001



### ALLEGRE COMBO SKIS

The Allegre combo skis are the perfect blend of strength and control for both combo as entry-level slalom skiing. Making use of our adjustable horse shoe bindings and tunnelled bottom this ski guarantees unlimited fun every session. Not to forget, you can pick a favourite out of four colours.

**SIZE** 67" (All colors) | **YELLOW** 203316001  
59" (Red) | **BLUE** 203316002  
**RED** 203316003



### HEMI PACKAGE

**CONTENT** Hemi Combo Skis | Kick Off Rope | Watersport Flag Flame Orange | Classic Nylon Vest | Transparent Combo Bag

**ITEM** 208816004



### ALLEGRE COMBO SKIS PACKAGE

**CONTENT** Allegre Combo Skis | Watersport Flag Flame Orange | Kick Off Rope | Transparent Combo Bag Universal Vest (yellow/blue) or Nylon vest red

**67" YELLOW** 208816005  
**67" BLUE** 208816001  
**59" RED** 208816003  
**67" RED** 208816002





**CLASSIC PACKAGE**

**CONTENT** Classic Combo Box | Classic Combo  
Classic Handle | Watersport Flag Flame Orange  
Classic Nylon Vest

**SIZE** 67" | **ITEM** 208813001

COMBO SKIS | ACCESSORIES | P111



**COMBO BAG**

This heavy duty polyester bag fits all 67 combo skis. It features a removable shoulder strap which makes it easy to carry and water drains so it's fast drying.

**ITEM** 221213002





**YOUTH**

COMBO SKIS



### HEMI TRAINERS

The ultimate way for kids to get into skiing! Use the accessory Trainers' two-handled towrope and detachable stabilising bar to have an easy and safe start.

SIZE 46"  
ITEM 202416002



### BUZZ TRAINERS

Combo pair with a detachable stabilizing bar to learn your kids to ski!

SIZE 46"  
ITEM 203415002



### BUZZ SKI SKIMMER

The Jobe Buzz has been constructed with a large wooden surface area for learning how to ski the safe and easy way. Its Formica top and base are made to be extra durable and the skimmer comes with a towrope with two handles for better control.

ITEM 203415001





ACCESSORIES

COMBO SKIS



SKI COMBO KICK OFF

Jobe's Kick Off rope is an all-purpose, recreational rope suitable for all water sports.

ITEM 210006001



SKI COMBO TRANSFER

RED 211214003  
GREEN 211214004  
BLUE 211214005



2P WATER SPORTS BRIDLE 12FT

Ultra strong bridle with float and pulley for a smoother ride.

WITH PULLEY 210209002



2P WATER SPORTS BRIDLE 8FT

Super strong bridle with float to keep the rope away from the propeller.

WITHOUT PULLEY 210207001



WEBBING BUNGEE DOCK TIE

Nylon webbing with bungee cord for shock absorption.

ITEM 210808002



SKI FLAG FLAME ORANGE

Bright coloured flag to let people know someone is skiing behind your boat.

ITEM 210305001



1P ROPE BRIDLE 12FT

Floating pulley with stainless steel hooks keeps rope away from propeller and provides a smoother ride.

ITEM 210015001



1P CABLE BRIDLE 8FT

Floating pulley with stainless steel hooks keeps cable away from propeller and provides a smoother ride.

ITEM 210101070







# ***SLALOM SKIS***

---

ADULT	112
BINDINGS	116
ROPES & HANDLES	118
GLOVES	119

---

Slalom is in our blood and when it comes to performance we didn't take any shortcuts. With notable features such as full carbon layup construction and unparalleled binding comfort and control you can see we mean business. Our ropes, handles and gloves have been no exception with attention to detail and design. Whether you're just starting out or competing with the pros, this range has you covered!



SLALOM SKIS | ADULT | P115

### ROGUE SLALOM SKI

The Rogue slalom ski has been a hit since its first introduction to the Jobe range! It's meant for advanced to professional skiers. It features a new super lightweight core and carbon graphite construction. Its incredible angle through the wakes will allow you to be wide and early for the next buoy, giving you all the time in the world to turn your off-side into your on-side. It comes with a competition fin and handy screwdriver set to adjust the position of your Rogue bindings.

**SIZE** 65" | 66" | 67" | **ITEM** 262316006







### DEFiant SLALOM SKI

The Defiant defines slalom fun as it's the perfect ski for intermediate carving. Its full concave bottom design rolls into a specially designed bevel, which makes the ski rock solid both on edges as in turns. Its stable flat spot allows the least amount of body movement and lets the ski edge to your likings.

**SIZE** 65" | 67" | 68"  
**ITEM** 262316001



### FLORA SLALOM SKI

This ski is great for carving to advanced slalom skiing. The Flora is loaded with performance and stability. This slightly softer ski features a flex pattern for lady skiers. The slightly wider profile allows the ski to carry more speed in turns while still having the edge design of the higher end skis!

**SIZE** 65" | 67"  
**ITEM** 262316002



### BARON SLALOM SKI

The Baron is designed to enjoy carving to intermediate slalom skiing levels of riding. With its fiberglass layup and a slightly narrower tail, the back of the ski sits deeper in the water, allowing the ski to initiate turns easier. The combination of design and performance gives this ski a large sweet spot; creating a stable ride.

**SIZE** 65" | 67" | 69"  
**ITEM** 262316005



### MODE SLALOM SKI

This ski offers a wider tip profile and comes with added channels and narrow tails for a smooth transition from combo skiing to free ride slalom skiing. The Mode combo skis are equipped with direct mount ski bindings and EVA foot beds for perfect control and comfort.

**SIZE** 67"  
**ITEM** 262516001





#### ***PADDED SHAPED SLALOM BAG 65"- 69"***

This heavy duty polyester bag is padded throughout the entire bottom. It fits shaped and any other type slalom ski with a tail to mid zipper and comes with a large separate bindings compartment. Its shoulder strap makes it easy to carry and the water drains make it fast drying.

**ITEM**

221113001



#### ***NEOPRENE SLALOM BAG***

This easy to use, 2.5 mm neoprene bag fits all Jobe slalom skis. It comes with a tie-down strap and keeps your ski protected.

**ITEM**

221113002



## *BINDINGS*

SLALOM SKIS





## ROGUE BINDINGS

Quality at its core, enlighten your feet with a pair of Rogue bindings. These bindings have three levels and blends of foam to provide precise performance, superior impact resistance and pro level support! These bindings allow you to slalom like a true pro.

<b>SIZE</b>	8/8.5   9   10
<b>FRONT LEFT</b>	333016001
<b>FRONT RIGHT</b>	333016002
<b>REAR LEFT</b>	333016003
<b>REAR RIGHT</b>	333016004



## COMFORT BINDING

This is a performance built, comfort managed boot to make skiing enjoyable for everyone. Its easy entry and snug, relaxed fit make it a binding that riders of all levels can depend on! The bungee cord enables safe emergency ejects. The ladies binding has a modified inner liner specially designed for ladies feet.

<b>SIZE</b>	5/8   8/11   11/14
<b>FRONT</b>	333113001



## FLORA BINDING WOMEN

This binding is a real gem combining comfort and performance. With a lightweight and flat aluminium base plate your feet are even closer to the ski, therefore giving you most control and feeling during a water sports session. Its soft ergonomic shaped footbed gives you maximum comfort.

<b>SIZE</b>	5/8   8/11
<b>ITEM</b>	333116001



## FOCUS BINDING

This clean and reliable binding is well suited for any beginner to intermediate skier as it includes all the necessary specifics for a sick session. The flexible panel on the heel makes it truly comfortable and offers great support.

<b>SIZE</b>	STAND   XL
<b>ITEM</b>	333116003



## RTP ALUMINIUM

This aluminium, pivoting Rear Toe Plate provides leverage and increased edge control. It's designed to suit any skier; from beginner to pro. The molded ergonomic, soft foam footbed and customisable strap ensure a superior fit.

<b>SIZE</b>	MINI   STAND   XL
<b>ITEM</b>	330016001



## RTP NYLON

This nylon, pivoting Rear Toe Plate provides leverage and increased edge control for beginner to pro skiers. The molded ergonomic, soft foam footbed and customizable strap ensure a superior fit. This RTP features a sole design, which also makes it a great fit with the exclusive Rogue ski and binding.

<b>SIZE</b>	MINI   STAND   XL
<b>ITEM</b>	330816002



## ADJUSTABLE RTP NYLON

Built to fit any foot size, with a customizable velcro strap for superior fit this nylon, pivoting and adjustable Rear Toe Plate provides all the needed comfort.

<b>SIZE</b>	STAND
<b>ITEM</b>	333116002







### SPORT SERIES SECTIONED

Slalom rope and handle with detachable sections according to competition standards.



2 SECTION  
5 SECTION  
8 SECTION

210001054  
210808003  
210001052



### INTERNATIONAL MAINLINE SECTIONED

Jobe's section rope has the market's lowest elongation and highest break strength. It's the official rope of the International Pro Tours.



10 SECTION

210000020



### B2 SPECTRA HANDLE

This B2 Spectra Handle is suitable for all levels of skiing and comes with a superior grip. The rope protection grommet inside the handle reduces rope wear.




24MM  
26MM  
ELLIPTICAL  
RADIUS

210008013  
210008014  
210008012  
210008015



### ROGUE PRO HANDLE BLUE

This is a top of the line slalom handle, manufactured with an extra strong double-D aluminium bar and comes equipped with a durable and extra tacky rubber grip.




26MM  
27.4MM

211112001  
210512001



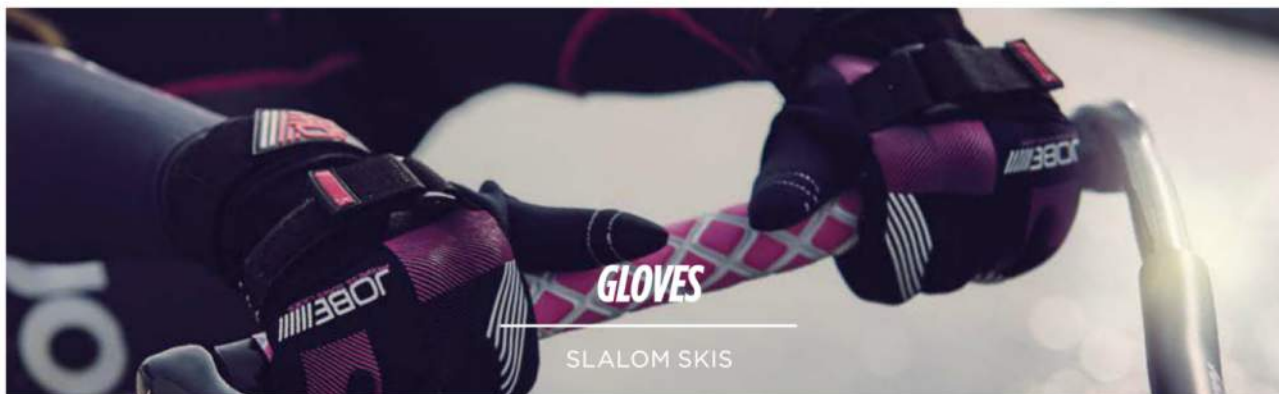
### EASY UP DEEP V DELUXE

Comfy Eva grip and float coupled with our 70ft mainline makes for a very slick rope and handle combo that makes slalom starts easier than ever!



ITEM

210008007



#### ROGUE GLOVES

These gloves feature pre-curved fingers with padded fingertips for better grip and comfort. They're also non-slip and thin, yet equally durable because of the Amara and Ralvec fabrics.

**SIZE** XS | S | M | L | XL | 2XL  
**ITEM** 341113002



#### PALM PROTECTORS

These palm protectors provide an extra neoprene layer for underneath your gloves to protect your hands from forming calluses and blisters. One size fits all!

**SIZE** One size  
**ITEM** 340807002



#### STREAM GLOVES

Strength and softness are combined in these gloves with suede fabric palms. They also come with knuckle protection on top of the glove and a webbing strap with Velcro closing.

**SIZE** S | M | L | XL | 2XL  
**ITEM** 340811001



#### PRO GLOVES SILICONE

These non-slip gloves with silicon-printed palms for extra grip are super thin yet equally durable because of the Amara fabric.

**SIZE** XS | S | M | L | XL | 2XL  
**ITEM** 340410001



#### PROGRESS GLOVES WOMEN

Enjoy the option of cutting your full covered finger design to a ¾ finger design! These non-slip gloves are thin, yet equally durable because of the Amara fabric in the palms.

**SIZE** XS | S | M | L | XL  
**ITEM** 341113001



#### PROGRESS GLOVES SWATHE

These short model gloves give you for more freedom of movement and feature a segmented finger design. They come outfitted with padded panels and nonslip Amara.

**SIZE** XS | S | M | L | XL | 2XL  
**ITEM** 341713001



#### PROGRESS GLOVES RALVEC

These ergonomically fitted gloves for men come with the option of cutting back the full-covered finger design to a ¾ finger design. They're non-slip because of the Ralvec fabric.

**SIZE** XS | S | M | L | XL | 2XL  
**ITEM** 341113003



#### RUTHLESS GLOVES SUCTION

These short model gloves come with added panels and a nonslip palm (amara fabric) for extra grip. The segmented finger design allows for more freedom of movement.

**SIZE** XS | S | M | L | XL | 2XL  
**ITEM** 341713002



A full-page background image showing a man in mid-air, performing a trick on a wakeboard. He is wearing a black t-shirt with 'EVATED' on it and yellow shorts. The wakeboard is red and blue with 'JOBS' and 'WAKE' visible. He is holding a rope handle. The background is a lush green forest with palm trees, and the foreground shows a body of water with a wake.

# WAKEBOARDS

WAKEBOARDS	120
WAKEBOARDS PACKAGES	124
JUNIOR WAKEBOARDS PACKAGES	127
BINDINGS	128
ROPES & HANDLES	134

When you have some of the best riders in the industry matched with unrivaled design capabilities you'll quickly see that our wake line has been significantly revamped and redesigned to be ready for combat at any time. By offering both proven and revolutionary advances in design we are able to offer products that cater to men, women and children of all skill levels to step up their game.





### MADDOX WAKEBOARD SERIES

Austin Hair is a performance minded guy always pushing the envelope and aiming to improve, much alike the Maddox a competitive wakeboard made to constantly perform. The Maddox is relentless and won't fall short nor disappoint, this is without a doubt the board to ride behind your boat.

SIZE

138 | 142 | ITEM

272316005







### PROLIX BOATING WAKEBOARD

The Prolix's insane graphic is just as rad as the board itself! With an aggressive hybrid rocker, a damage-resisting base and flexy tip and tail this board is built for a solid shred session, hitting waves, kickers and sliders.

SIZE 134 | 138 | 143 | ITEM 272516001



### TREAT BOATING WAKEBOARD

Utilizing a grind base and aggressive hybrid rocker the Treat is a blast behind boat but greatly shredable at cable as well. With added stiffness it's super reactive, fast yet stable making it an all-round firm board ideal to hit waves, kickers and sliders without a care in the world.

SIZE 134 | 138 | ITEM 272516002



### PARADOX (JUNIOR) / SET

Small sized wakeboard designed for all young guns out there! Reliable solid core and a continuous rocker for controlled pop

SET: Paradox Green  
Vanity Binding 4/7



SIZE 118 | 124  
WAKEBOARD SET 271313023  
278814011





#### **WAKE TRAILER BAG**

Top of the line! This fully padded, heavy duty polyester bag features strong webbing handles for easy transport and all-terrain wheels for stability on any surface. Its inner pockets are perfect for your towels, wetsuit, vest or anything else you need for a day of riding. It's made to fit multiple wakeboards and wakeskates with its board security straps for safe handling.

ITEM

221313001



#### **PADDED WAKEBOARD BAG**

This fully padded, heavy duty polyester bag features strong webbing handles for easy transport. It's made to fit all Jobe wakeboards and comes with an added space on top to store wakeboard with mounted bindings. The hidden padded backpack straps make it easy to carry and its extra compartments are perfect for any additional gear.

WHITE

221313002

PINK

221313004



#### **BASIC WAKEBOARD BAG**

This heavy duty polyester bag features an extra-long zipper for easy access and water drains so that it's fast drying.

ITEM

221313003





UNIX WAKEBOARD SET



**CONTENT** Unix wakeboard red  
Republik bindings size: 5/8 | 8/11 | 11/14



SIZE 133 + 5/8 | 8/11 278816001  
SIZE 137 + 5/8 | 8/11 | 11/14 278816002  
SIZE 141 + 8/11 | 11/14 278816003



ARTIST WAKEBOARD PACKAGE



**CONTENT** Artist wakeboard | Maze bindings size: stand | Wakeboard rope |  
Transp. Wakeboard bag | Maze bindings size: stand.



SIZE 132 + 5/8 | 8/11 278816009  
SIZE 137 + 5/8 | 8/11 | 11/14 278816010  
SIZE 142 + 8/11 | 11/14 278816011





**VANITY WAKEBOARD MEN SET**



**CONTENT** Vanity wakeboard men  
Unit bindings size: 5/8 | 8/11 | 11/14



SIZE 131 + 5/8 | 8/11 278816004  
SIZE 136 + 5/8 | 8/11 | 11/14 278816005  
SIZE 141 + 8/11 | 11/14 278816006



**VANITY WAKEBOARD WOMEN SET**



**CONTENT** Vanity wakeboard women  
Cloud bindings size: 5/8WO | 8/11WO



SIZE 131 + 5/8 | 8/11 278816007  
SIZE 136 + 5/8 | 8/11 278816008







**LOGO WAKEBOARD SERIES BLUE PACKAGE/SET**



**PACKAGE** Logo wakeboard series  
Maze bindings size: stand  
Wakeboard rope  
Transp. wakeboard bag

**SET** Logo wakeboard series  
Maze binding size: stand

**138 PACKAGE**

278816014 | **138 SET**

278816015



**LOGO WAKEBOARD SERIES RED PACKAGE/SET**



**PACKAGE** Logo wakeboard series  
Maze bindings size: stand  
Wakeboard rope  
Transp. wakeboard bag

**SET** Logo wakeboard series  
Maze binding size: stand

**138 PACKAGE**

278816012 | **138 SET**

278816013





**TERRA JR WAKEBOARD SET**



**CONTENT** Terra JR Wakeboard  
Unit Bindings size: 5/8



**SIZE 124 + 5/8**

278816016



**JINX JR WAKEBOARD PACKAGE**



**CONTENT** JINX JR wakeboard | Junior bindings size: Junior | Wakeboard rope |  
Transparent bag



**SIZE 128 + JUNIOR**


278816017





# *BINDINGS*

## WAKEBOARDS







---

EVO: short for evolution can be defined as a gradual and progressive process in which something changes into a different and in general better form. Extensive research and development by Jobe's experienced developers down to the last detail lead to one of the most innovative product releases in the wake scene up to date.

The Jobe EVO is a modular Binding including a slim, comfortable and unique sneaker, binding and skin all customizable to your likings. Modularity comes with essential advantages such as a centre mounted configuration giving direct control, zero heel lift and flex control. The Jobe EVO is not just better, it is game changing.

---





### SNEAKER MEN

SIZE	6   7   8   9   10   11
COOL GRAY	396816004
PIRATE BLACK	396816002



### SNEAKER MEN

SIZE	6   7   8   9   10   11
TEAL BLUE	396816001



### SNEAKER WOMEN

SIZE	6   7   8   9
ITEM	396816003







### EVO SKINS

SIZE	S   M   L	TEAL BLUE	396916002
		PIRATE BLACK	396916001
		CHOCOLATE BROWN	396916003
		INDIAN RED	396916004
		COOL GRAY	396916005
		SUMMER GREEN	396916006



PERFECT FIT



### EVO BINDING

SIZE	M   L	TEAL BLUE	397016004
		PIRATE BLACK	397016001
		COOL GRAY	397016002
		INDIAN RED	397016003



CENTERPOINT



DIRECT CONTROL









### HOST BINDINGS VELCRO

The Host bindings are the cream of the crop featuring industry leading comfort. Making use of three velcro straps, which are built directly into the boot, you can enter and exit the bindings insanely smooth.

<b>SIZE</b>	4/7   7.5/11   11/14
<b>GRAY</b>	393116003
<b>BLACK</b>	393116004



### HOST BINDINGS DUAL LACES

Spoil yourself with the crème-de-la-crème of open toe bindings and experience comfort of unknown heights! Outfitted with dual laces and a flashy design these bindings offer best support and fit through thick and thin.

<b>SIZE</b>	4/7   7.5/11   11/14
<b>ITEM</b>	393116002



### REPUBLIC BINDINGS

Jobe's Republik bindings are THE entry level bindings! They provide all the support you'll need... plain and simple. The Republik's not only have a snug fit and feel, but also come with all the bells and whistles for a great beginner to the intermediate ride.

<b>SIZE</b>	5/8   8/11   11/14
<b>ITEM</b>	393115005



### UNIT BINDINGS

With a cool renewed design the Units' are built for riders of all levels. These open toe bindings are adjustable in size making them accessible for a large range of foot sizes.

<b>SIZE</b>	5/8   8/11   11/14
<b>ITEM</b>	393116001



### TREAT BINDINGS

Women's wakeboarding is at an all-time high and this asks for a wicked pair of bindings. Ladies, can we get your attention for this Treat. These open toe boots are outfitted with three super sturdy velcro straps and include a marvellous design that most definitely sticks out.

<b>SIZE</b>	5/8 WO   8/11 WO
<b>ITEM</b>	393116007



### CLOUD BINDINGS

A great board asks for exceptional bindings. These adjustable open toe boots are built for shredettes looking to progress, offering supreme comfort and support to make your next big trick feel effortless.

<b>SIZE</b>	5/8 WO   8/11 WO
<b>ITEM</b>	393116005





## *ROPES & HANDLES*

WAKEBOARDS





### PE COATED SPECTRA ROPE

75 ft of non-stretch goodness while retaining the ability to float and allowing you to adjust rider length.

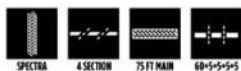
ITEM 211315001



### WAKE ROPE SPECTRA

This 75 ft mainline rope includes one 60 ft section with three 5 ft sections.

ITEM 211314001



### WAKE ROPE PVC COATED SPECTRA

This PVC coated rope is non-stretch, super stiff and totally tangle free!

ITEM 211313007



### WAKE COMBO CORE

This wake rope comes with a V-grip. It's a wakeboard rope and handle combo for advanced riders; its sections offer multiple riding options.

PINK 211314011  
GREEN 211314007  
BLUE 211314004



### WAKE COMBO PRIME

This entry level wakeboard set's rubber grip provides a lively feel. Its pencil EVA floats keep it clear from propellers and make it easy to retrieve.

BLUE 211314003  
RED 211314006



### WAKE COMBO ELITE

This set is made for experienced riders. It has a comfortable and grippy handle. Its many sections help to find your perfect rope length.

ITEM 211314005



### WAKE HANDLE PRO

The extremely lightweight molded Pro Wake Handle is made out of soft and grippy 4 mm EVA foam and rocks a leather outer layer.

ITEM 211314010



### WAKE HANDLE FRONTIER

The Frontier is a 4 mm EVA foam molded handle with a diamond-stitched leather outer layer. It's extremely lightweight and grippy.

ITEM 211314008



### THE TOUCH SUBLIMATED HANDLE

A pro-grade wakeboard handle with a 15 grip featuring sublimated graphics and tacky grip ensure maximum hold and control for handle pass tricks.

ITEM 211315002



### THE LEATHER STICK HANDLE

This handle features a perforated leather grip. Its layup consists of a smooth 4 mm EVA foam layer underneath the outer leather layer.

ITEM 211313002





A man is shown from the back, riding a wakeboard on a lake. He is wearing a blue life vest with a star logo and the word 'JOBE' on the back, and blue shorts. The water is splashing around him, and the background shows a distant shoreline with trees and houses under a blue sky with light clouds.

# WAKESURFERS

You like surfing? We've got you covered. Our wakesurf boards vary in shapes and sizes to accommodate all riders and skill levels for nonstop surf sessions.



### FADE WAKESURFER

The Fade has a progressive shape that utilizes a lightweight EPS core for quick response. The balance between the right thickness and length for best manoeuvrability and floatation make this wakesurfer supremely suited for seasoned surfers.



ITEM

582316002



### EXUS WAKESURFER

Go wireless and manoeuvre with style. This wakesurfer's 9-layer maple plywood laminate construction features a kick pad for maximum grip making your feet stick while speeding through the sharpest turns.



ITEM

582316003



### SOURCE WAKESURFER

The Source uses a 9-layer maple plywood laminate construction and is a super stable wakesurfer making it fun for the whole family!




ITEM

582316001



### WAKESURF ROPE

This wakesurf rope's weave is thicker than the mainline, so that you can hold on better when looking for that sweet spot on the wake.



ITEM

211514001





# WAKESKATES

Our wakeskates allow for "skate style" maneuvers. Thoroughly tested to deliver the best in both performance and fun.



## EXCEED WAKESKATE

Big-Spin or kickflip, with a high concave EVA deck and 14-layer maple plywood laminate construction this wakeskate provides most control and stability for your next trick session.

SIZE 109 | 114 | ITEM 572516001



## SAVAGE WAKESKATE

The Savage features a 9-layer maple plywood laminate construction. Featuring two 0.9" centre fins, this is the go-to entry-level wakeskate. Oh and have you seen its brutal design?!

SIZE 109 | 114 | ITEM 572316001





# HELMETS

Not all helmets are created equally and protection is key during any action sports activity. Luckily all Jobe helmets are certified and safe for watersports activities to keep your noggin protected from any nasty spills you may encounter.



## SLAM WAKE HELMET

Choose from various colour to complement your outfit. Its soft brushed nylon fit pads at the sides and top and nylon plastic size adjusting belt make for a great fit, staying comfortable whenever, wherever and always staying in place like it should.

SIZE	XS   S   M   L   XL	BLUE	370016003
		RED	370016004
		GRAY	360016002
		PINK	370014005
		BLACK	370016001



## HUSTLER WAKE HELMET

Comfy CE approved helmet specially made for water sports. Safety first!

SIZE	S   M   L   XL	ITEM	370015003
------	----------------	------	-----------





# ***BOAT ACCESSORIES***

---

Looking for board racks, mirrors, poles, towers and other essential boating parts? Our Jobe boat accessories fill the void by offering high quality addition or replacement parts and accessories for all your boating needs!



#### ***ADDICT TOWER 1.6 POLISHED***

This tower has 2 diameter aviation-grade aluminium tubes and two side-arms with an integrated and uniquely shaped wakeboard rack. This model has mounting blocks with rubber washers (connection with the boat) for a stronger and more durable connection.

It's made to fit on any boat from 76 - 108 in width and can also be folded down above the horizontal side bars. Its telescopic top section is made with 2 diameter tubing. This tower will fit any boat deck from 76 / 193 cm to 108 / 274 cm in width.

<b>ITEM</b>	405413001
-------------	-----------



#### ***ADDICT TOWER 1.3***

This tower is the best looking tower on the market, hands down. It's manufactured out of the best aviation-grade aluminium available AND is higher than other towers, giving you extra airtime and more space inside the boat. The 2 tubes connect to its horizontal bars, which run parallel to most window-lines, making the tower more rigid and stable.

It fits on boats from 76 - 108 wide. The 1.3 model has improved mounting blocks (connection with the boat) for a stronger and more durable build. It fits boat decks from 76/ 193 cm to 108/ 274 cm in width and is made from aluminium, increasing corrosion resistance and surface hardness. The whole tower can be folded down for winter storage.

<b>ANODIZED</b>	400709009
<b>POLISHED</b>	400708004



#### ***ADDICT TOWER 1.1***

This tower is manufactured with 2 diameter aviation-grade aluminium tubes and easily folds down completely. The tower has polished mounting blocks (connection with the boat) and is very easy to inst all. It looks super stylish on any boat and is hard to match in price and performance! Its telescopic top section with 2 diameter tubing fits boat decks from 76/ 193 cm to 108/ 274 cm in width.

<b>ITEM</b>	400708002
-------------	-----------





#### WAKE-/KNEEBOARD RACK

This Jobe swivel wake/kneeboard rack is super easy to mount on your tower and can be mounted at any desired angle. Its bungee cord securely holds the boards and the rubber layer in between the forks protects your boards. This wake/kneeboard rack is finished with a high-polished aluminium.

ITEM 405613007



#### SWIVEL BOARD RACK

This high-polished aluminium Jobe swivel board rack fits Ø 1.875"-2" tubing and can be mounted at many different angles. Its bungee cord securely holds 2 boards and the rubber layer in between the forks protects your board.

ITEM 405613004



#### SWIVEL WATERSKI RACK

This exclusive designed for Jobe swivel waterski rack fits Ø 1.875"-2" tubing and has a super easy system to connect and disconnect. It can be mounted at any desired angle. The rubber layer in between the forks protects your waterskis at all times. This waterski rack is finished with a high-polished aluminium.

ITEM 405613006



#### PIV. SWIVEL BOARD RACK ANODIZED

This exclusively designed pivoting swivel board rack provides quick and easy access to your boards. It swings your boards towards you in a 90 degree angle from the tower. It fits Ø 1.875"-2" tubing and can be mounted at any desired angle. The bungee cord securely holds two wakeboards or wakeskates and the rubber layer in between the forks protects your board.

ITEM 405614001



#### LAUNCH PAD WITH PUMP

This UV-resistant, heavy duty vinyl pad has an inner bladder, protection cover and lock tight straps, for easy refills. A 12V water pump comes included.

ITEM 400800002



#### CONTOUR FENDER BLACK

These fenders stay put and stow under boat seats. They hinge to wrap around the gunwale and hull, following the contours of the boat. The fenders are constructed of a marine-grade tri-laminate cover with closed-cell foam inside. There's a tough polycarbonate grommet at each end for hanging from cleats.

SIZE L | XL  
ITEM 400014005



#### PWC FENDER

This fender is engineered specifically for PWC. It hinges in the centre to better protect your PWCs body from docks designed for bigger boats. It hooks under the rub rail with a molded acetyl hook integrated into the back of the fender. If not, simply thread the strap through the rubber block provided and place it inside the PWCs storage compartment, then shut it. The block holds the strap perfectly and will not damage the body. We recommend 2 fenders per PWC.

ITEM 400014010



#### ANCHOR SACK

The Anchor sack is ideal for anchoring PWCs in shallow water to keep the impeller off the beach. Fill up this super durable tri-laminate Anchor sack with up to 14 KG/35 pounds of rocks or sand, drop it and its buoy will mark the spot. Tie-ups are easy with the 6 ft long rope and oversized finish friendly acetyl snap hook.

ITEM 400014003



**BOAT MIRROR**

This fully adjustable convex mirror with quick-mount system is meant to be installed just above or below the windscreen or on the dashboard. It's a universal model mirror.

ITEM 420805004



**SAFETY MIRROR**

This universal interior mirror mounts just above or below the windscreen. It fits frames from 5 / 8" (1.1 cm) to 1.0" (2.5 cm) thick and is fully adjustable with its anti-scratch quick mount bracket.

ITEM 420805003



**CURVED MIRROR ARM W. MIRROR**

This easy to mount mirror fits on all Jobe towers and any other tower with 1.875"-2" tubing. It's curved for a larger viewing area and increased safety.

ITEM 400710004



**SUCTION CUP MIRROR**

This fully adjustable mirror stays in position without any holes to drill, or even using any tools! It simply attaches to any clean, non-porous surface; e.g. dashboard, console or windscreen mount. Absolutely scratch free!

ITEM 420709001



**EXTREME MIRROR**

This mirror fits windshield frames from 3 / 8" (10 mm) to 1-1 / 4" (32 mm). It's a multi-lens mirror with one stationary and two adjustable lenses. The ball & socket tension adjustment knob keeps the mirror in place. Its bracket mounts to both rectangular and rounded windshield frames from 3 / 8" (10 mm) to 1-1 / 4" (32 mm) and it's meant to be installed just above or below the windscreen.

ITEM 420806001



**BULLET SPEAKERS**

These speakers match your Jobe tower. The rubber layer behind both speaker grilles prevents water from coming in. They are 6.5 Coaxial waterproof speakers with an internal wiring system. Mounting diameter Ø 155 mm.

Technical specs: Nominal Impedance 4 Ω +/- 15%, Dc Resistance 3.6 Ω, Nominal Power Handling 60, Max. Power Handling: 120 W.

ITEM 400709001



**BOAT BIMINI ALU UV COATED NYLON TOP**

This Bimini is easy to install and provides maximum protection against the sun. It mounts directly onto the surface of your boat deck and is available in a lightweight aluminium frame version, with protective UV coated nylon top.

SIZE S | M | L  
ITEM 400816001



**ADJUSTABLE PRO SKI PYLON**

This pylon is an adjustable short ski tube for any boat. Its telescopic brace arms adjust from 33" (83.5 cm) up to 57" (144 cm) and its main pylon adjusts from 34" (86 cm) up to 58" (147 cm) tall. Made from stainless steel with a Delron swivel top... Quick and easy to disconnect.

ITEM 400705003



MEN

MENS WEAR							
SIZE	EURO	JEANS	HEIGHT FT	CHEST INCH	WAIST INCH	LENGTH CM	WAIST CM
XS	46	28	5'4"-5'7"	34 - 37	26 - 30	163 - 170	86 - 94
S	48	30	5'7"-5'10"	35,5 - 38	27 - 31	170-177	88 - 97
M	50	32	5'8"-5'11"	36,5- 39,5	29 - 33	174-180	93 -100
MT	50	-	5'11"-6'2"	36,5- 39,5	29 - 33	180-186	93 -100
L	52	34	5'11"-6'2"	38 - 41	30 - 34	180-186	97 -104
LT	52	-	6'2"-6'4"	38 - 41	30 - 34	186-192	97 -104
XL	54	36	6'2"-6'4"	38,5 - 41,5	31 - 35	186-192	98 -105
2XL	56	38	6'3"-6'5"	41- 43,5	33 - 37	188-194	104 -110
3XL	58	40X	6'4"-6'6"	43 - 44,5	34 - 38	192-197	109 -115

VESTS							
	SEGMENTED VEST ISO		STRETCH VEST MEN ISO		NEO VEST ISO		COMP VESTS
SIZE	CHEST CM	WEIGHT	CHEST CM	WEIGHT	CHEST CM	WEIGHT	CHEST CM
XS							87-91
S	88-95 CM	40-60 KG	80-90 CM	50-60 KG	80-90 CM	50-60 KG	92-96
M	95-101 CM	50-70 KG	90-100 CM	>60 KG	90-100 CM	>60 KG	97-101
L	101-107 CM	60-80 KG	100-110 CM	>70 KG	100-110 CM	>70 KG	102-106
XL	107-114 CM	>70 KG	110-120 CM	>70 KG	110-120 CM	>70 KG	107-111
2XL	114-120 CM	>70 KG	120-130 CM	>70 KG	120-130 CM	>70 KG	112-116
3XL	120-127 CM	>70 KG	130-140 CM	>70 KG	130-140 CM	>70 KG	
4XL			140-150 CM	>70 KG			

WOMEN

WOMENS WEAR							
SIZE	EURO	HEIGHT FT	CHEST INCH	WAIST INCH	LENGTH CM	CHEST CM	WAIST CM
XS	34	5'2"-5'7"	28"-31'5"	22'5"-26'5"	158-170	72-80	60-68
S	36	5'3"-5'8"	30"-34"	24"-29"	160-172	77-86	62-74
M	38	5'4"-5'10"	32"-35'5"	25'5"-30"	162-176	82-90	65-77
L	40	5'6"-5'11"	33"-36"	27"-31"	168-180	84-92	69-79
XL	42	5'8"-6"	35'5"-38'5"	28'5"-31'5"	172-182	90-98	72-80
2XL	44	5'9"-6'1"	37'5"-40"	30"-33'5"	174-184	96-102	76-85

VESTS							
AT THE TIME OF THIS CATALOGUE GOING TO PRINT WE WERE FINE TUNING OUR WOMENS VEST MEASUREMENTS AND SIZES. YOU CAN FIND THE SIZE SPECS FOR THESE PRODUCT ON <b>JOBESPORT.COM</b>							

UNISEX

VESTS								
	4 BUCKLE VEST			COMFORT BOATING VEST				PET BUOYANCY JACKET
SIZE	CHEST CM	CHEST INCH	WEIGHT	CHEST CM	CHEST INCH	WEIGHT	NEWTON	WEIGHT
XS	70-80	27,6 - 31,5	40-50 KG	65-77	25,6 - 30,3	30-40 KG	50 N	<7 KG
S	80-90	31,5 - 35,4	50-60 KG	70-90	27,6 - 35,4	40-60 KG	70 N	7-14 KG
M	80-100	31,5 - 39,4	60-70 KG	80-95	31,5 - 37,4	60-70 KG	80 N	14-27 KG
L	90-100	35,4 - 39,4	>70 KG	90-115	35,4 - 45,3	70-90 KG	100 N	
XL	100-110	39,4 - 43,3	>70 KG	>115	45,3 >	>90 KG	100 N	
2XL	110->	43,3 >	>70 KG					
3XL	120->	47,2 >	>70 KG					

(VESTS CONTINUED)					
	DUAL VEST			UNIVERSAL VEST	
SIZE	CHEST CM	CHEST INCH	WEIGHT	CHEST CM	WEIGHT
S/M	80-100CM	31.5 - 39.4	50-70 KG		
L/XL	100-110	39.4 - 43.3	>70 KG		
2XL/3XL	110-130 CM	43.3 - 51.2	>70 KG		
4XL/5XL	>130 CM	51.2 >	>70 KG		
UNIVERSAL				73-130 CM	28.7 - 51.2

YOUTH

VESTS					
	SIZE	WEIGHT	CHEST CM	CHEST INCH	NEWTON
SAFETY VEST YOUTH	INFANT	<20 KG			
	CHILD	20-30 KG			
COMFORT BOATING VEST YOUTH	4XS	3-10 KG	<57 CM	22,5	30 N
	3XS-2XS	10-15 KG	<57 CM	22,5	30 N
	XS-S	15-20 KG	57-65 CM	22,5 - 25,5	30 N
	M-L	20-30 KG	60-70 CM	23,5-27,5	40 N
NYLON VEST YOUTH	UNI	30-40 KG	60-70 CM	23,5-27,5	
NEO VEST YOUTH	S-M	25-35 KG	55-62 CM	21,5-24,5	
	L-XL	30-40 KG	62-69 CM	24,5-27	
	2XL	35-45 KG	69-76 CM	27-30	
	X2XL	40-50 KG	76-83 CM	30-32,5	
COMP VEST	AT THE TIME OF THIS CATALOGUE GOING TO PRINT WE WERE FINE TUNING OUR YOUTH COMP VEST MEASUREMENTS AND SIZES, YOU CAN FIND THE SIZE SPECS FOR THESE PRODUCT ON <b>JOBESPORTS.COM</b>				

BOARDSHORTS		
SIZE	LENGTH CM	LENGTH INCH
S	29,7CM	11,7
M	30,7CM	12,1
L	31,7 CM	12,5
XL	32,7 CM	12,9
2XL	33,7 CM	13,3

WEATSUITS		
SIZE	HEIGHT INCH	HEIGHT CM
2XS	38,6 - 40,9	98-104
XS	43,3 - 45,7	110-116
S	48 - 50,4	122-128
M	52,8 - 55,1	134-140
L	57,5	146
XL	89,8 - 62,2	152-158
2XL	64,6	164
3XL	66,9	170

RASH GUARDS			
	SIZE	LENGTH CM	LENGTH INCH
BABY	4XS-3XS	<86 -92	<33,9 - 36,2
TODDLER	2XS - XS	98 - 116	38,6 - 45,7
KIDS	S - M	122 - 140	48 - 55,1
JUNIOR	L - XL	146 - 158	57,5 - 62,2

BRACES

KNEEBRACE				
SIZE	S	M	L	XL
KNEE CM	40 - 44	43 - 47	45 - 49	48 - 52
KNEE INCH	15,7" - 17,3"	16,9" - 18,5"	17,7" - 19,3"	18,9" - 20,5"

BACK SUPPORT ADVANCED								
SIZE	XS	S	M	L	XL	XXL	3XL	4XL
WAIST CM	61 - 71	68 - 81	78 - 91	88 - 104	102 - 114	112 - 127	124 - 137	134 - 147
WAIST INCH	24"-28"	27"-32"	31"-36"	35"-41"	40"-45"	44"-50"	49"-54"	53"-58"

ACCESSORIES

SHOES, BOOTS AND SOCKS									
US	4,5	5,5	6	6,5 - 7	7,5 - 8	8,5 - 9,5	10	11	12
UK	4	5	5,5	6	6,5 - 7	7,5 - 8,5	9	10	11
EU	36	37	38	39	40 - 41	42 - 43	44	45	46
S/M/L				<S		<M			<L

DISCOVER SHOES									
US	4,5	5,5	6	6,5 - 7	7,5	8	8,5	9,5	10
UK	4	5	5,5	6	6,5	7	7,5	8,5	9
EU	36	37	38	39	40	41	42	43	44

GLOVES		
SIZE	CM	INCH
XS	15-18	6-7
S	18-20	7-8
M	20-23	8-9
L	23-25,5	9-10
XL	25,5-28	10-11
XXL	28-30,5	11-12

HELMETS		
SIZE	CM	INCH
XS	53 - 54 CM	
S	55 - 56 CM	
M	57 - 58 CM	
L	59 - 60 CM	
XL	61 - 62 CM	

## WAKEBOARDS

WAKEBOARDS							
BOARD	LENGTH	TIP/TAIL WIDTH	CENTER WIDTH	ROCKER + HEIGHT	INSERT SETUP	RIDER LEVEL	RIDER WEIGHT KG
CONFLICT	127	28,5	38,9	2,3/3-STAGE	6" +EVO	ADVANCED	23-55
	134	30,3	41,3	2,6/3-STAGE	6" +EVO	ADVANCED	41-77
	138	30,5	42,1	2,7-STAGE	6" +EVO	ADVANCED	59-90
	142	31,7	43	2,95/3-STAGE	6" +EVO	ADVANCED	75 AND UP
	145	31,7	43	3,0/3-STAGE	6" +EVO	ADVANCED	80 AND UP
LIBERTY	135	30,6	42,5	2,6/HYBRID	6" +EVO	ADVANCED	41-77
	140	31,6	43,5	2,7/HYBRID	6" +EVO	ADVANCED	75 AND UP
PITCH	136	28,3	42	2,6/CONTINUOUS	6" +EVO	ADVANCED	41-77
	140	29	43,2	2,7/CONTINUOUS	6" +EVO	ADVANCED	59-90
	144	29,7	44,3	2,8/CONTINUOUS	6" +EVO	ADVANCED	75 AND UP
BREACH	143	29	43,5	2,9/3-STAGE	6" +EVO	ADVANCED	75 AND UP
	139	28	42	2,8/3-STAGE	6" +EVO	ADVANCED	59-90
	135	27	41	2,6/3-STAGE	6" +EVO	ADVANCED	41-77
	130	26	40	2,5/3-STAGE	6" +EVO	ADVANCED	35-65
CONCORD	145	32	44	2,8/HYBRID	6" +EVO	ADVANCED	80 AND UP
	141	31	43	2,7/HYBRID	6" +EVO	ADVANCED	75 AND UP
	137	30	42	2,6/HYBRID	6" +EVO	ADVANCED	60 - 94
PROLIX	133	29	42	2,6/HYBRID	6" +EVO	ADVANCED	41-77
	134	26,5	41	2,6/HYBRID ROCKER	6" +EVO	INT./ADVANCED	45 - 76
GRACE	138	27,25	41,8	2,7/HYBRID ROCKER	6" +EVO	INT./ADVANCED	64 - 94
	127	28,5	38,9	2,3/3-STAGE	6" +EVO	ADVANCED	23-55
THREAT	134	30,3	41,3	2,6/3-STAGE	6" +EVO	ADVANCED	41-77
	138	30,5	42,1	2,7-STAGE	6" +EVO	ADVANCED	59-90
THREAT	134	26,5	41	2,6/HYBRID	6" +EVO	INT./ADVANCED	41-77
	138	27,25	41,8	2,8/HYBRID	6" +EVO	INT./ADVANCED	59-90

MENS WAKEBOARD BINDINGS												
US SIZE	4	5	6	7	8	9	10	11	12	13	14	
EU SIZE	36	37	38	39-40	41-42	44	44	45-46	47	47,5	48,5	
EVO SNEAKER	-		x	x	x	x	x	x		-		
HOST	US 4-7 / EU 35-39				US 7,5-7 / EU 40-44				US 11-14 / EU 45-48,5			

WOMENS WAKEBOARD BINDINGS									
US SIZE	4	5	6	7	8	9	10	11	
EU SIZE	34	35	37	38	39-40	41-42	44	45-46	
EVO SNEAKER	-		x	x	x	x	x	-	
CLOUD	-	US 5-8 / EU 35-38,5				US 8-11 / EU 38,5-43			
THREAT	-	US 5-8 / EU 35-38,5				US 8-11 / EU 38,5-43			

## WAKESKATES AND -SURFERS

WAKESKATES				
	EXCEED 43"	EXCEED 45"	SAVAGE 43"	SAVAGE 45"
LENGTH (CM)	109	114	109	114
TIP / TAIL WIDTH (CM)	29,5	31	26	27,5
CENTER WIDTH (CM)	37,8	39	39,5	40,5
WEIGHT (KG)	4,44	5	3,3	4,5
ROCKER	CONTINUOUS	CONTINUOUS	CONTINUOUS	CONTINUOUS

WAKESURFERS			
	EXUS	FADE	SOURCE
LENGTH INCH	4'11"	4,8	5'4"
CENTER WIDTH (CM)	22,2"	21,75"	19"
WEIGHT (KG)	>85KG	>85KG	>110KG
ROCKER INCH	2,74"	1,78"	2,6"
ROCKER INCH	2,2"	2,74"	3"

## SKIS

TRADITIONAL SLALOM SKIS						
SPEED	63,5"	65"	66"	67"	68"	69"
28-30 MPH / 46-49 KMH	30-45 KG	45-54 KG	50-60 KG	54-64 KG	59-68 KG	64-73 KG
30-32 MPH / 40-52 KMH	40-55 KG	54-64 KG	60-70 KG	64-73 KG	68-77 KG	73-82 KG
32-34 MPH / 52-55 KMH	50-60 KG	64-73 KG	70-80 KG	73-82 KG	77-86 KG	82-91 KG
34-36 MPH / 55-58 KMH	50-70 KG	73-82 KG	75-85 KG	82-91 KG	86-95 KG	91-100 KG

WIDE TRACK SLALOM				
SPEED	65"	67"	68,5"	69"
21-23 MPH / 34-37 KMH	32-52 KG	36-50 KG	50-65 KG	54-68 KG
23-25 MPH / 37-40 KMH	46-60 KG	50-64 KG	65-80 KG	68-82 KG
25-27 MPH / 40-43 KMH	60-73 KG	64-77 KG	80-95 KG	82-95 KG
27-28,5 MPH / 43-46 KMH	72-84 KG	77-91 KG	95-105 KG	95-109 KG
28,5-30,5 MPH / 46-49 KMH	84-95 KG	91-104 KG	100 KG+	100 KG+

SLALOM SKIS					
	ROGUE	DEFIANT	BARON	FLORA	MODE
PRO	x	x			
ADVANCED		x	x	x	
INTERMEDIATE			x	x	x
ENTRANCE			x	x	x

SLALOM BINDINGS													
US	3,5	4,5	5	6	7-7,5	8-8,5	9	10	11,5	12	13	14	
EURO	35	36	37	38	39-40	41-42	43	44	45	46	47	48,5	
ROGUE	-					x	x	x	-				
FOCUS						US 6,5-8,5 / EU 38,5-42			US 9-14 / EU 43-48,5				
COMFORT	US 3,5-7 / EU 35 - 39					US 7,5-11 / EU 40-44			US 11-14 / EU 45 - 48,5				
EURO	US 5-8 / EU 35-38,5					US 8-11 / EU 38,5-4341-42							

COMBO SKIS			
	LENGTH	WEIGHT	BINDING SIZE (EU)
HEMI	59"	< 59 KG	32-40
	62"	36-73 KG	37-45
	65"	> 50 KG	37-45
TRADITIONAL	59"	< 54 KG	32-40
	67"	> 50 KG	37-45

COMBO SKIS BINDINGS		
	US	EU
TRAINER	<4,5	<36
JUNIOR	1-6	32-40
ADULT	5,5-11,5	37-45

## KNEEBOARDS

KNEEBOARDS					
	STAGE	PROPHECY	CHILLIPEPER	SHOCK	JUSTICE
LENGHT (CM)	132	138	135	132	135
WIDTH (CM)	53	51	50	51,56	51,56
WEIGHT (KG)	4,5	8,75	8,75	7,26	6,8
STRAP	DOUBLE LOCK	DOUBLE LOCK	SINGLE LOCK	SINGLE LOCK	SINGLE LOCK
FINS	NONE	INMOLDED	NONE	NONE	NONE
HYDRIDHOOK	NO	NO	NO	YES	YES

## STAND UP PADDLE BOARDS

STAND UP PADDLE BOARDS					
	FIN SETUP	BOARD VOLUME	RIDER WEIGHT	CATEGORY	INTENDED PLACE TO USE
AERO SUP 10.0	THRUSTER	185 L	UP TO 90 KG/198 LBS	ALLROUND	LAKE, RIVER, URBAN
AERO SUP 11.6	LEEWARD'S FINBOX	317 L	Up to 120 KG/265 lbs	ALLROUND/TOURING	LAKE, RIVER, URBAN

(All measurements are for reference only)



## TOWABLES



### QUICK CONNECTER

A quick connector buckle makes it super easy and fast to connect your tube to the towrope.



### 2 WAY TOWABLE

Users can tube in different positions all with the same item.



### HALKEY ROBERTS VALVE

The Halkey Roberts valve with double seal leak protection is the most reliable valve available.



### BOSTON VALVE

One way valve with two caps.



### SAFETY CHAMBER

In case of a leaking chamber, the tube will always remain floating due to the extra chamber.



### FULLY COVERED

Better protected against sharp objects.



### EASY BOARDING

The most easy towable to climb back on to after falling off.



### BOARDING HANDLES

To help you get back on the towable more easy.



### MULTIPLE POSITIONS

Choose your position you want like. Kneel, Sit or Lie down.



### WATER DRAIN

Water drain ensures a good water release from the inside of the nylon cover.



### DOUBLE TOWPOINT

The load is divided over two towpoints instead of one.



### NON FRICTION FLOAT

Streamlined sidefloats create less friction.

## SOFTGOODS: WETSUITS, VESTS, SWIMWEAR, CASUAL WEAR



### NUCLEAR FLEX

Superior flex to give ultimate freedom of movement.



### ATOM FLEX

Provides a good fit, comfort, and freedom on the water.



### NEUTRON FLEX

Keeps you warm and flexible.



### GYMNAST CONSTRUCTION

Super soft, flexible and perfect for all water sports.



### MELTDOWN THERMO

This thermo lining is used for maximum flex, warmth and comfort.



### HYDROPHOBIC SKIN

Strategically positioned panels to help maintain warmth and repel water.



### ANTI CHILL

A backup shield is placed behind the backzip to ensure water never enters your suit.



### BUBBLEGUM SEALS

Prevent water entry and helps keeping your suit in position.



### AQUA BLOCK PRINT

Helps block water entry from the top of the wetsuit.



### SPARTAN FABRIC

Absorbs less water, dries quickly and is super light.



### AQUA KILLER

Quick dry thermo fabric which helps water wick away from the skin.



### EXTENDED FORCE

GBS construction combined with an extra fluid rubber tape for added durability.



### COMFORT LOCK

A comfortable stitch construction that is soft on bare skin and super strong.



### H2O LOCK SEAMS

Glued, blind-stitched and taped on critical areas.



### NYLON FABRIC

Heavy duty nylon.



### ATOMIC KNEE+

Ultra-resistant and ultra-high endurance kneepad.



### BOMBPROOF INK

Provides extra protection on the kneepads.



### DRY LOCK CUFFS

Dry Lock wrist cuffs are designed to block water entry and provide a snug and comfortable fit.



### GLIDE SKIN

Both soft and comfortable! our glide skin seal prevents water entry.



### LONG JOHN + JACKET

A combination between a neoprene suit and jacket.



### BODY ARMOR

Shaped non-water absorbing, fast drying, durable and lightweight EVA foam panels.



### NEO FABRIC

Soft neoprene fabric providing maximum comfort.



### NYLON SIDE

Nylon side panels for an adjustable allow to combine two sizes.



### PVC/PE FOAM

Front panels use PVC foam; the panels on the back are made out of PE Foam.



### ROLLED SEALS

These rolled seals are tight to keep cold water out and warm water in.



### MAGNETIC CLOSING

Used for a quick and strong hold.



### DETACHABLE ANKLE

This strap makes your wetsuit fit better at the ankles preventing water entry



### SIDE ZIPPER

Short zipper on the side of the vest. Unobtrusive, comfortable and easily removable.



### FOAM SIDE

For more protection and comfort.



### ROOMY RANGE

Larger sizes available.



### COMP VEST

A highly comfortable vest that fits like a second skin.

*Note: this is not a certified life jacket or floating device*



### SLACK PANELS

Extra flexibility and mobility due to split foam panels.



### TALL SIZES

Tall sizes are made to have a length suitable for taller participants.



### PVC PANELS

Front panels use PVC foam; the panels on the back are made out of PE Foam.



### PE FOAM

Light foam that is made from our signature lay up.



### 50N ISO CERTIFIED

50N floating device, CE-certified according to ISO 12402.5.



### 100N LIFE JACKET

100N floating device, CE-approved according to ISO 12402.4



### REVERSIBLE

Wear it inside out or outside in.



### UL APPROVED

A floatation device in compliance with the United States Coast Guard requirements.

**OPTIONAL CUT**

You decide the length.

**STASH POCKET**

Keep your keys close in this pocket.

**LIGHT AND DRY**

light weight and fast drying fabric.

**4D FABRIC**

Super flexible 4D stretch fabric for ultimate freedom of movement.

**BREATHABLE**

Absorbs and releases moisture quickly, thus allowing the fabric to breathe.

**QUICK DRY**

Dries faster compared to regular fabrics

**H2O REPELLENT**

Garment has a water repellent finish.

**GYM STRETCH**

4-way stretchable fabric.

**ULTRAVIOLET PROTECTION**

The higher the number the more protection.

**DIAMOND SEAMS**

Welded, non stitched, seams for ultimate suit elasticity making rashes a thing of the past.

**SHORT LENGTH**

The number indicates the shorts length.

**SKIS****LEVEL**

Indicates the suitability for the level of the skier. Entry to advanced level.

**CHEATER KIT**

Minimises drag and water turbulence while still producing the same surface area. Enables the ski to slow down and drop the tail during turns.

**ALUMINIUM FINS**

When plastic just won't cut it.

**BRIGHT FINS**

Helps with visibility when your ski is upside down.

**STANDARD FIN**

This is our tried and true drop through aluminium fin that allows front and backwards movement with a proven performance blade shape.

**COMP FIN**

Fully adjustable fin system gives the finest adjustments to personalise your ski to suit the individual skier.

**EDGE TO EDGE**

This concave is designed to generate true edge holding capability, while still maintaining real control.

**TUNNEL**

Utilises a narrower concave from the tail through the tip area.

**V-BOTTOM**

This design produces stability for the ski on starts and during skiing while the blended tail adds speed and improved turning when you want to push the limits.

**HYBRID**

Specially designed concave; blends the edge to edge concave in the tail with a unique concave under the fore-body.

**PU CORE**

The more traditional foam core is a molded core that still produces functionality and durability.

**CARBON FIBER**

The composite construction of this layup gives characteristics of a full carbon construction, but is slightly more affordable.

**FIBERGLASS**

used to give specific flex characteristics for different areas of the ski.

**CARBON**

Carbon/graphite is stronger, lighter and higher quality than fiberglass

**GLOSS TOP**

Added to enhance strength and improved resistance against surface scratches and discolouration

**DIRECT MOUNT BINDING**

The luxury boot featuring more support and a softer footbed to keep your feet as comfortable as possible.

**TIP INSERTS**

Our extra insert in the tip of the ski can be used for a stabilizing bar.

**HORSE SHOE**

The traditional combo ski binding

**RIM CORE**

Injection molded products are the industry standard to help shed weight and increase strength during the manufacturing process.

**PVC CORE**

Offers a combination of high shear strength with low density, high elongation, high temperature resistance and low resin uptake.

**KNEE- AND WAKEBOARDS  
WAKESKATES AND -SURFERS****X" STRAP**

Kneestrap width (the higher the number the broader the strap.)

**DOUBLE LOCK STRAP**

To keep your strap snug at all times.

**SINGLE LOCK STRAP**

To keep your strap tight at all times.

**SWALLOW TAIL**

provides more surface area from rail to rail to add speed and lift where needed most.

**HANDLE HOOK**

Place the handle on the hook for an easier start!

**DBL DENSITY**

Reduces impact by adding an extra layer absorbing and dispersing shock.

**3-STAGE ROCKER**

Causes your wakeboard to respond with more pop (height) when you hit the wake.

**CONTINUOUS ROCKER**

provides fast, smooth rides and allows you to turn more easily.

**HYBRID ROCKER**

the best of both worlds: fast pop and consistency.

**ARMED CORE**

Molded polyurethane core with ABS reinforcements inside the base rails

**SOLID CORE**

Functional and reliable molded polyurethane core.

**CENTER FINS**

React quickly and provide a better overall "edge hold"



## KNEE- AND WAKEBOARDS, WAKESKATES AND -SURFERS



### PLASTIC FINS

A quick releasing and reacting profile that offers better edge hold and a smooth release.



### SLIDE FINS

Nylon with fibreglass reinforced slider fins with a flat top design which prevents board damage by obstacles.



### MOLDED FINS

Integrated fins improve the boards grip and provide stability when landing.



### ROLLED EDGE

Prevents the board from splitting at the edges.



### CROSS BREED

A "Rolled edge" at the midsection which blends into sharp end rails towards the tip and tail for more "edge hold" and aggressive cuts.



### HIT BASE

High Impact Technology. Sintered damage-resisting base, slightly harder than the Armor Base making it even faster on obstacles.



### PRESS TECH

This technology is used to add additional surface area to the board in specific areas to help maintain speed and stability on both rails and kickers.



### COMPRESSION MOULDED

This is used to ensure that each and every product is made to meet our high level demands with regard to design and functionality. Perfectly moulded every time, the best in the biz.



### PU CORE

Our Polyurethane Core is used in our top level boards for its responsiveness, lightweight and durability.



### EPS CORE

Lightweight core made out of EPS. Keeps the strength and durability without the added bulk!



### PLYWOOD

Uses a strong, lightweight wooden board consisting of several layers glued and pressed together with the direction of the grain alternating for enhanced strength and durability.



### TAILKICK

Never lose grip again! Our tail kick is designed for maximum grip to ensure your feet stay planted during hard turns.

## SKI AND WAKEBOARD BINDINGS



### INSOLE

Features a custom made insole that supports the foot exactly where it is needed. Good support allows your body to absorb shocks and maximizes the feeling of control over your board.



### OUTSOLE

Made out of a combination of EVA and rubber. EVA absorbs shocks and gives a high level of comfort while the rubber pads provide you with maximum grip on all kind of surfaces.



### STIFF

Enforced with a supportive ABS backstay what makes it a sneaker with a high level of direct control.



### PERFECT FIT

The flexible skin with soft inside layer makes sure no horizontal or vertical movement possible what results in a perfect fit of the sneaker in the binding.



### CENTERED MOUNTING

The Jobe EVO binding is attached at its core using a centered disk. This four point mounting method allows a binding design with a smaller surface area of the baseplate compared to the conventional 6 inch mounting method.



### DIRECT CONTROL

The movement of the rider is transferred directly to the board, so that the response time is reduced. This causes the rider to be in total control over his/her sport.



### ALUMINIUM PLATE

Lightweight and flat aluminium base plate brings your feet even closer to the ski, giving you more control and feeling during a set



### NYLON PLATE

Strong and reliable base plate with indestructible sidebars in which the overlay is mounted to the plate.



### DUAL DENSITY

Soft ergonomic shaped foot-bed gives you all the comfort you need.



### COMFORT INSOLE

Soft ergonomic shaped foot bed that absorbs energy overload on the water and gives you the comfort you want.



### INNER LINER

Three levels and blends of foam provide a precise performance, superior impact resistance and pro level support.



### FOOT CLOUD

the custom like fit, this is the liner your feet are screaming for.



### PULL LOOP

Allows you to clinch down the laces to be completely locked in.



### KIDNEYS

Locks your Achilles in place and helps keeping your ankle positioned properly to ensure proper foot placement and support.



### ARTICULATED HEEL

Makes the upper part of the bindings flex easier with your lower legs while still giving all the necessary support you need.



### DUAL LACE

Offers better support and fit because you can tighten and loosen the laces on the upper ankle and foot independently.



### LACE BASE

The higher the numbers the warmer your suit. The higher the numbers the warmer your suit.



### VELCRO STRAPS

Three 1.8"/ 4.5 cm heavy duty Velcro straps deliver a fast, energy saving binding entry and exit.



### ADJUSTABLE

For a large range of various foot sizes. Share one pair with family and friends.



### M6 INSERTS

The metric thread on the new M6 hardware means the insert in the boards can be smaller. This means we have way more room for activities!

## ROPES AND HANDLES



### MAINLINE HANDLE

The number indicate the length.



### EVA

provides a lightweight, smooth, and soft handle.



### SUBLIMATED

An excellent sticky nylon grip with a soft touch and slick graphics.



### LEATHER

Is extremely durable, provides excellent grip and has an EVA layer underneath for a softer feel.



### PENCIL FLOAT

Slim EVA floats that improve the floatability of the handle.



### V HANDLE

Deep V handles make slalom starts effortless. It keeps the ski in line with the boat and helps you while getting up.



### RUBBER GRIP

The rubber grip provides a durable handle with a lively feel.



### DIAMETER

The number indicates the diameter of the handle



### COMP STANDARD

Our competition and sport series shortings are competition standards as used throughout the world.



### MAINLINE

The number indicate the length.



### SPECTRA ROPE

Spectra rope offers maximum stiffness and is ultra-light-weight. It's extremely durable, 100% non-stretching and resistant to UV, saltwater, and abrasion.



### PE COATED

Includes a polyethylene coating that improves floatation; makes the rope stiffer and prevents knotting.



### STRAND MAINLINE

The number indicate the strands.



### DETACHABLE

Detachable sections make it easy to customize the rope length.



### FLOAT

Our float keeps your rope or handle floating on the water and away from the propellor.



### BREAKSTRENGTH ROPES

Maximum weight.



### STAINLESS STEEL HOOKS

Our stainless steel hooks are designed to stay rust free and avoid corrosion from saltwater.



### BRIDLE

This bridle is designed to be used by 1 person.



### SECTIONED ROPE

The number indicates the sections.



### PVC COATED

100% Dyneema braided core with a Urethane abrasion free, 100% non-stretching, snag resistant cover for the best possible wake line on the market.

## HELMETS



### ADJUSTABLE CHIN STRAPS

Adjustable nylon strap makes sure the helmet stays where it needs to be: On your head, to protect your melon!



### EAR PADS

Ear pads provide extra protection for your ears when you need it the most, so make sure you wear them!




### FIT PADSE

Soft brushed nylon fit pads at the sides and the top give extra comfort and make sure the helmet has a great overall fit.




### REAR ADJUSTMENT

Nylon plastic size adjusting belt to provide the perfect fit.







**JOBESPORTS.COM**