

The JOBE SUP GUIDE

S T A N D U P P A D D L I N G

2015

Inflatable SUP boards
Bamboo SUP boards
Wetsuits
Swimwear
Casual clothing
and more

JOBE 



JOBESUP.COM

Philosophy

Our belief is that the world should be discovered using the roads Mother Nature originally created for everyone: water. Getting as many people as possible on the water who can all enhance their performance at any level using our products is what we aim for.

Discovery. The term we live and breathe at Jobe while developing new products.

A term that keeps us motivated every single day to be the best at what we do.

Discovering unique techniques in SUP development. Discovering your hidden talents.

Discovering ways to improve these talents with products that fit your personal need.

Innovate by discovery.

So take on the challenge, join us and re-discover your world.

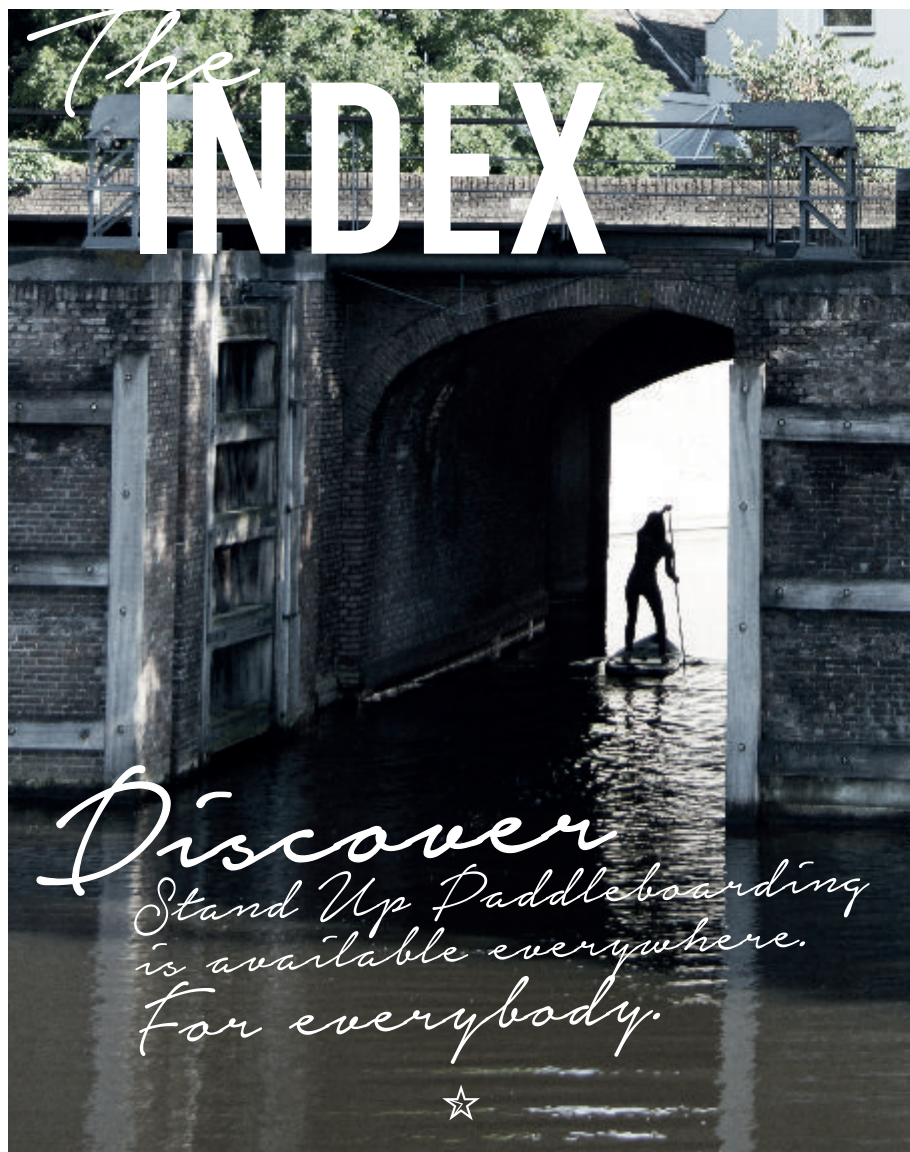
Discover that your local lake can bring you quality time with your family.

Discover that the canal in your home town transforms into an urban jungle on your

SUP. Discover Yoga is not exclusively made for the mainland.

Discover Stand Up Paddleboarding is available everywhere for everybody.






The INDEX

*Discover
Stand Up Paddleboarding
is available everywhere.
For everybody.*



SUP BOARDS

Technical Specs	<u>08 - 09</u>
Bamboo SUP Boards	<u>10 - 16</u>
Inflatable SUP Boards	<u>16 - 22</u>
SUP Paddles	<u>23</u>
SUP Bags	<u>24</u>
SUP Accessories	<u>25</u>



SURF GEAR

Body- & Skimboards	<u>26 - 29</u>
Footwear	<u>30 - 35</u>
Vests	<u>36 - 39</u>





SWIMWEAR

Swimwear Men 70 - 76

Swimwear Women 77 - 79

Swimwear Youth 80 - 81

CASUAL WEAR

Casual Clothing 82 - 89



WETSUITS

Technical Specs 42 - 45

Wetsuits Men 46 - 55

Wetsuits Women 58 - 67

Wetsuits Youth 68 - 69




INFO

Size charts 90 - 91



WE PRODUCE STUFF

Innovation is everywhere. It takes creativity and motivation to implement it into a working product. Transforming fresh ideas into products you can enhance your performance with is what we wake up for. We at Jobe are motivated to give you the best available. By controlling the full production process we guarantee our products qualify to our high standards. We specialize in your needs.



The SUP BOARD *range*

BAMBOO AND INFLATABLE

Spending time on the water has never been this easy. Both Inflatable and Hardshell our SUP range is lightweight and easy to carry. Different materials for different needs. Open up impassable terrain with the highly mobile inflatable SUP range. Discover the urban jungle with our hardshelled Bamboo SUP range. Everything is possible as long as you are open to discovery.

To accomodate, we offer a wide array of accessories to customize for the situation. From paddles in different shapes and sizes to protective gear. We have it all.

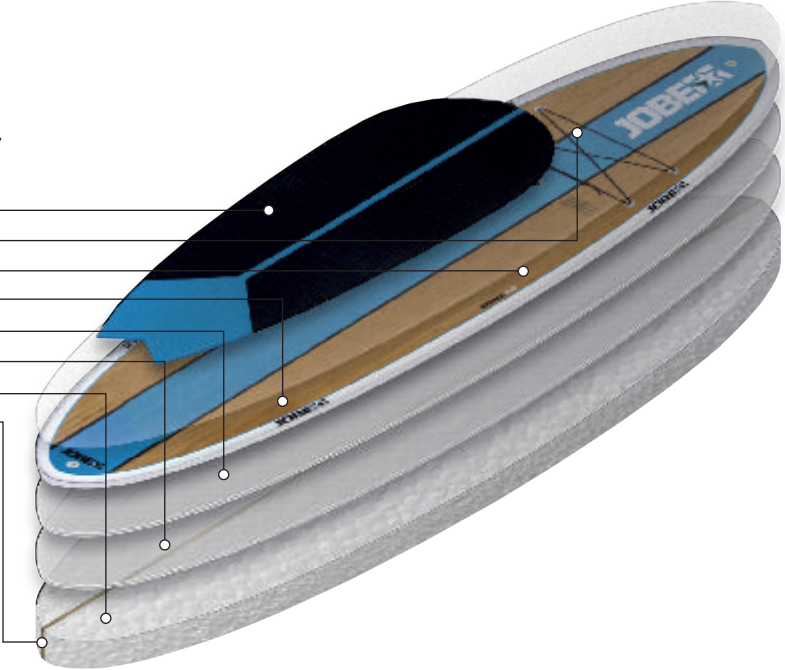
— BUILT TO DISCOVER —



TECHNICAL SPECS

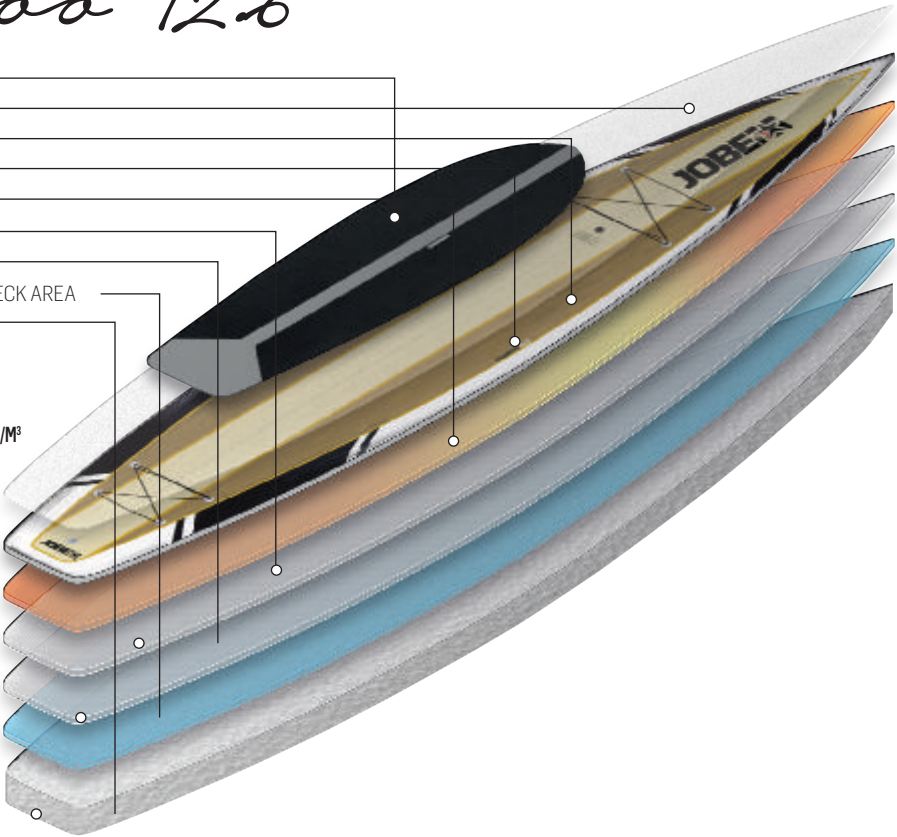
Bamboo

- 01 EVA DIAMOND CUT GRIP
- 02 SANDED FINISH
- 03 TIMELESS DESIGN
- 04 0,5 MM BAMBOO VENEER
- 05 9 OZ. FIBERGLASS (DOUBLE WRAP)
- 06 6 OZ. FIBERGLASS(DOUBLE WRAP)
- 07 FOAM EPS 18kg/M³ CORE
- 08 WOOD STRINGER




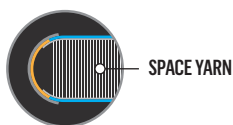
Bamboo 12.6

- 01 EVA DIAMOND CUT GRIP
- 02 SANDED FINISH
- 03 TIMELESS DESIGN
- 04 BAMBOO VENEER
- 05 EPOXY HOT COAT
- 06 2 OZ. FIBERGLASS
- 07 4 OZ. FIBERGLASS
- 08 HD PVC FOAM REINFORCED DECK AREA
- 09 FOAM EPS 15kg/M³ CORE



Aero

- 01 EVA FOAM GRIP PAD
- 02 TIMELESS DESIGN
- 03 PVC COATED NYLON BASE
- 04 1ST & 2ND LAYER DROPSTITCH REINFORCEMENT
- 05 BASE CLOTH
- 06 SPACE YARN (2600G/M2 660D)



Package contains:

- BAG
- PUMP
- PADDLE
- LEASH
- REPAIR KIT



Set up your Aero sup in **3** easy steps!



Unpack



Inflate



Discover

Enjoy!

Re-discovering my hometown by looking at it differently

Port of Rotterdam





BAMBOO SUP 11.6

11'6"x30"x5"
Dimensions

203 13.9	LITER KG	
-------------	---------------------	---

• FCS CAMERA MOUNT • SQUARE TAIL • FIBERGLASS LAYUP •
 • GORE VENT • LEASH • RAILSaver • BAG STORAGE BUNGEE CORD •

BAMBOO SUP 10.6

10'6"x32"x5"
Dimensions

189 12.5	LITER KG	 
-------------	---------------------	---

• FCS CAMERA MOUNT • ROUND TAIL • FIBERGLASS LAYUP •
 • GORE VENT • LEASH • RAILSaver • BAG STORAGE BUNGEE CORD •

BAMBOO SUP 11.6

The Bamboo 11.6 is our most family friendly board, anyone can ride it. This flat water cruiser is made from ultra durable yet lightweight EPS foam, so its substantial girth doesn't translate to weight at all. This board transitions from a single concave bottom at the tip to a double concave in the tail and in combination with the quite large flat area this provides tonnes of stability. Its featherweight status is also because of its bamboo layered construction.



ITEM#: 486515003

MANOEUVRABILITY 
 STABILITY 
 SPEED 

BAMBOO SUP 10.6

This all round SUP stands 10.6 ft tall and comes in at 32" X 5" wide. It's made from ultra durable, yet lightweight EPS foam, so its substantial girth doesn't translate to its weight at all. The bottomshape, outline and rockerline of this SUP makes it very versatile. You can catch your first waves or have a smooth ride on flat water. Its featherweight status is also because of its bamboo layered construction. Perfect for any beginner and enough challenge for advanced rider... Totally righteous.

ITEM#: 486515002

MANOEUVRABILITY 
 STABILITY 
 SPEED 



BAMBOO SUP 12.6

12'6"x29"x5"

Dimensions

207
14.3

LITER
KG



• FCS CAMERA MOUNT • SQUARE TAIL • FIBERGLASS LAYUP •
• GORE VENT • LEASH • RAILSaver • BAG STORAGE BUNGEE CORD •
• PADDLE STORAGE •

Challenging my personal
limits in
my own backyard.

Hidden race-track



BAMBOO SUP 12.6

This new designed and lighter Bamboo SUP 12.6 ft is made with the highest grade construction, making it light as a feather and bullet fast. Its flat water design with performance outline and sharp displacement style nose that slices through the water is optimum for competitions, while its wider tail offers stability in choppy conditions. 1, 2, 3... START!

ITEM#: 486515007

MANOEUVRABILITY

STABILITY

SPEED



BAMBOO WAVE SUP 9.0

Jobe's SUP lineup keeps expanding with ever increasing demand! Check out the all new wavesurf SUP... What a beauty, this one! Its single concave nose and double concave tail let you carve edge to edge nice and loose, while never sacrificing even an ounce of performance and speed. This board has a thruster fin setup which is perfect for all kinds of waves. THE SUP for intermediate to advanced riders!

ITEM#: 486515001

MANOEUVRABILITY

STABILITY

SPEED

BAMBOO SUP 8.0


This multi functional SUP stands 8 ft tall and comes in at 30" X 4.5" wide. It's made from ultra durable, yet lightweight EPS foam, so its substantial girth doesn't translate to its weight at all. Its featherweight status is also because of its bamboo layered construction, making this one environmentally friendly ride too! This small and versatile (wave/flat water) board is super for the lighter who want it all.

ITEM#: 486515006

MANOEUVRABILITY

STABILITY


SPEED



BAMBOO WAVE SUP 9.0

9'x29"x4"

Dimensions

114	LITER	
8	KG	

• FCS CAMERA MOUNT • KICKPAD • WING • SQUARE TAIL •

• GORE VENT • FIBERGLASS LAYUP • LEASH • RAILSAYER •

BAMBOO SUP 8.0

8'x30"x4.5"

Dimensions

122	LITER		
8	KG		

• FCS CAMERA MOUNT • KICKPAD • ROUND TAIL • GORE VENT •

• FIBERGLASS LAYUP • LEASH • RAILSAYER •

Waiting for a swell

LEFT: BAMBOO WAVE SUP 9.0 RIGHT: BAMBOO SUP 8.0

Palm Beach Florida

BAMBOO SUP YOGA 10.6

10'6"x32"x5"

Dimensions

198

LITER

KG

• FCS CAMERA MOUNT • ROUND TAIL • GORE VENT •

• FIBERGLASS LAYUP • LEASH • RAILS AVER •

• BAG STORAGE BUNGEE CORD • PADDLE STORAGE •

AERO SUP YOGA 10.6 PACKAGE

10'6"x30"6"

Dimensions

300

LITER

PSI

• SQUARE TAIL • PADDLE STORAGE • BAG STORAGE BUNGEE CORD •

• BACKPACK TARPULIN CYLINDER STORAGE BAG • LEASH •

• PUMP • PADDLE • PADDLE HOLDER • LIGHTWEIGHT SUP VERSION •

INFLATABLE SUP PACKAGE

JOBE AERO SERIES

16



BAMBOO SUP YOGA 10.6

Ommm... Let go of your ahankara paddle out to your favourite ashram and find your inner chakra with Jobe's brand new 10.6 ft Yoga SUP. It's made with an extra large eva pad, flat bottom design and sharp rails to give you the level of stability needed to perform any level of yoga.

ITEM#: 486515004

MANOEUVRABILITY 

STABILITY 

SPEED 

AERO SUP YOGA 10.6 PACKAGE


Ommm... Find your inner chakra with Jobe's brand new inflatable 10.6 ft Yoga SUP. This SUP is made wider than the other SUPs in the lineup and with its smooth, large and super comfy EVA pad it can accommodate ANY Yoga pose! The added bungee cord creates some storage room and the smart bungee storage strap on the side of the Yoga SUP keeps your paddle away while exercising. Its hook up rings allow you to attach to other Jobe Yoga SUPs! This way, you and your friends always float together, never apart.

ITEM#: 486415001

MANOEUVRABILITY 

STABILITY 

SPEED 



SUP: BAMBOO SUP YOGA 10.6

*Quality time with
my family.
Just around the corner*
Our personal playground





LEFT: AERO SUP 11.6 RIGHT: AERO SUP 10.6

AERO SUP 11.6 PACKAGE

11'6"x31.5"x6"
Dimensions

323 18-20	LITER PSI	
--------------	----------------------	--

• SQUARE TAIL • LEASH • BAG STORAGE BUNGEE CORD •
 • BACKPACK TARPULIN CYLINDER STORAGE BAG •
 • PADDLE • PADDLE HOLDER • PUMP • LIGHTWEIGHT SUP VERSION •

AERO SUP 10.6 PACKAGE

10'6"x30"x4"
Dimensions

188 18-20	LITER PSI	
--------------	----------------------	--

• SQUARE TAIL • LEASH • BAG STORAGE BUNGEE CORD •
 • BACKPACK TARPULIN CYLINDER STORAGE BAG •
 • PADDLE • PADDLE HOLDER • PUMP • LIGHTWEIGHT SUP VERSION •

AERO SUP 11.6 PACKAGE

The 11.6 is the most stable SUP in the Aero range and includes handy new gadgets like a handle at the tip of the board, D-rings on the tip AND tail and a 2" neoprene padded carrying handle. Its slip knot bungee system lets you bring whatever you want on your next SUP trip. The comfortable grabhandle in the center of the board makes carrying easy. With ultimate strength and stability this SUP is great for anyone who wants extra stability under the toughest conditions.

ITEM#: 486415005

MANOEUVRABILITY
 STABILITY
 SPEED

AERO SUP 10.6 PACKAGE

The popular Aero series is back and better than ever before! The 10.6 SUP includes handy new gadgets like a handle at the tip of the board, D-rings on the tip and tail AND a slip knot bungee system so you can carry whatever you want on your next SUP trip. The comfortable grabhandle in the centre of the board makes carrying easy, while the attached paddle holder keeps the paddle in place. Let fun and relaxation intersect with this board perfect for beginners and experienced riders alike!

ITEM#: 486415004

MANOEUVRABILITY
 STABILITY
 SPEED






N: 51° 44' 8.1132"
E: 5° 8' 5.046"



AERO SUP 12.6 PACKAGE

The 12.6 Race design includes handy new gadgets like a handle at the tip of the board, D-rings on the tip and tail AND a slip knot bungee system so you can carry anything you need for your next trip! The corners of this SUP's square tail design create fantastic tracking and makes this SUP fast. The comfortable grabhandle in the centre of the board makes carrying easy, while the attached paddle holder keeps the paddle in place. On your mark, get set, GO!




ITEM#: 486415003

MANOEUVRABILITY 
STABILITY 
SPEED 

AERO SUP 8.6 PACKAGE

This smaller version of the Aero SUPs is perfect for any beginner to advanced lightweight user because of its super stable and flat centre. It has a 2" padded carrying handle for easy transport and has got a nice and wide profile for stable cruising. This board comes with 3 moulded fins that are fixed to the board and a repair kit, just in case. SUP on my friend, SUP on...

ITEM#: 486415002

MANOEUVRABILITY 
STABILITY 
SPEED 

AERO SUP 12.6 PACKAGE	
12'6"x31"x6" <i>Dimensions</i>	
322 18-20	LITER PSI 
<ul style="list-style-type: none"> • SQUARE TAIL • LEASH • BAG STORAGE BUNGEE CORD • • BACKPACK TARPULIN CYLINDER STORAGE BAG • • PADDLE • PADDLE HOLDER • PUMP • LIGHTWEIGHT SUP VERSION • 	

AERO SUP 8.6 PACKAGE	
8'6"x29"x6" <i>Dimensions</i>	
206 18-20	LITER PSI  
<ul style="list-style-type: none"> • SQUARE TAIL • LEASH • PUMP • PADDLE • PADDLE STORAGE • • BACKPACK TARPULIN CYLINDER STORAGE BAG • 	



Exploring what lays
behind those rugged sand
dunes *Secret shore*



SURF SUP 9.8 PACKAGE

This ready to go package includes the original Jobe 9.8 Surf SUP with a nylon PU-coated carrying bag, pump (with nozzles and pressure gauge), a 3-secs. aluminium paddle, ankle leash and repair kit. The carrying bag conveniently stores everything in one place and swings right onto your back with its comfortable single shoulder strap. Its 3 fins are made to snap on and off easily; simply attach them before inflating your SUP, and off you go! Everything you need to get on the water and have fun!

ITEM#: 486615002

MANOEUVRABILITY 
STABILITY 
SPEED 

SURF SUP 9.8 PACKAGE

9'8"x30"x4"

Dimensions

185
18-20

LITER
PSI



• LEASH • SHOULDER STRAP PU COATED CYLINDER STORAGE BAG •
• PADDLE • PUMP •



Sup Paddles

PRO PADDLE CARBON

This 100% carbon paddle is Jobe's top of the line, pro paddle; featherlight yet super strong and durable! At only 680 gram, this 2-piece adjustable paddle with a comfortable T-grip and 8.2" bamboo blade, is totally floatable. A nylon blade cover to protect your blade and rubber edge protection comes included!

ITEM#: 480014001

PADDLE FIBERGLASS

This 3-piece paddle comes with a fiberglass shaft, nylon/fiberglass blade and comfortable T-grip. It's lightweight, making it floatable and super easy to use.

ITEM#: 480014002

PADDLE ALUMINIUM FLOATING

This aluminum paddle with comfortable T-grip and nylon/fiberglass blade, is 3-piece adjustable... and your most budget friendly choice!

ITEM#: 480014003



Pack and protect
Obstacle course to freedom

BAMBOO SUP BAG

These carrying and storage bags are handsdown the best protection for your precious SUP! They come fully padded with even more protection on the tip and tail. Why make things hard when they can be easy? Your SUP slides right in from one side and you can neatly keep your fins and tools stowed away in the inside pocket. Keep it simple! These bags are also waterproof on the inside, feature a stitched-on paddle holder and padded & removable shoulder strap on the outside.

12.6 ft: 220015007

11.6 ft: 220015003

10.6 ft: 220015002

9.0 ft: 220015004


8.0 ft: 220015006

SUP SOCK

This lightweight SUP sock is easy to use and protects your board against dings and scratches when in transport and storage. It's super stretchy, closes with a lace which prevents your board from sliding out.

10.6 / 11.6 ft: 220015009

8 / 9.8 ft: 220015001





SUP PUMP HIGH PRESSURE 20 PSI

This heavy duty pump is made just for inflatable SUP boards! It inflates up to 20 PSI and comes with a pressure gauge included.

ITEM#: 480015010

SUP LEASH COIL

Don't lose your SUP with this coiled leash which features a comfortable, soft neoprene ankle strap. Never drift away from your SUP again!

ITEM#: 480014008



SUP CART

No more hassle to carry your precious SUP to your SUP location. This lightweight cart with large removable wheels and stainless steel hardware rolls effortlessly, even when fully loaded. The single side kickstand adds stability when loading your SUP, while the EVA bumpers protect your board against dings and scratches.

ITEM#: 480015011

The BODY- & SKIMBOARD *range*

Take a break from the surf and play around a bit!

Take out one of our Bodyboards to get closer look at those pesky swells.

Coming with all the basic characteristics you desire the Bodyboard range is ready to be used in any watery condition. Want to stay closer to the shoreline?

Take out our Skimboard and rip up the beach. Get the most out of that thin layer of water and go huge when you reach the waves!

— BUILT TO PLAY AROUND —





LEFT: BB1.1 RIGHT: BB1.2

BODYBOARD BB1.1

Time to step up the bodyboard game! This is a perfect starter board at a great price... Anyone looking to have a blast bodyboarding is going to love it! It comes with comfortable arm wells and a straight 42"/107 cm leash, giving you all the basic features to go shred it!

Size | 36" - 39" - 42"

ITEM#: 286214001

BODYBOARD BB1.2

This is the next step up in the bodyboard tree. With all of the basics covered, this board also features a lighter core, thumb pins for more control in all kinds of conditions and a double coiled swivel 42"/107 cm leash. Surf's up!

Size | 39" - 42"

ITEM#: 286214002



BODYBOARD LEASH STRAIGHT

This superior quality urethane straight leash comes manufactured with a 1.4"/3.5 cm adjustable velcro strap. The leash is 42"/107 cm long.

Size | 42"/107 CM

ITEM#: 280014002

BODYBOARD LEASH COIL

This superior quality urethane coiled leash features a 2"/5.5 cm adjustable velcro strap and double swivel. The leash is 42"/107 cm long.

Size | 42"/107 CM

ITEM#: 280014001

SWIMFINS

These floatable rubber bodyboard swim fins are perfect for when you need that extra burst! Cut through the waves with less drag!

The swim fins come in a meshbag for storage.

Size | S - M - L

ITEM#: 280014004



SKIMBOARD SK1.1

Meet your perfect shredding companion! This skimboard made out of seven layers of durable wood is finished with a nice glossy clear coating. Whether you make it a beach day or just find a sweet flooded spot, this is THE board to keep with you at all times!

Size | 32" - 36" - 41"

ITEM#: 286314001

The FOOTWEAR *range*

GET YOUR SHOE GAME ON

We rock footwear to improve your performance on the water while protecting you from sharp coral reefs! Our all new Legacy wakestyle kite binding brings ultimate control and supports your heels during those heavy impact landings.

Apart from making you look good the Neoprene shoe range protects your feet from cuts in and out of the water. Don't go barefoot!

— BUILT TO FIT —





LEGACY KITE BINDINGS

FOOT CLOUD *Liner*

DUAL
ACHILLES
PERFORMANCE COMFORT

LACING
KIDNEYS
INSOLE

• STRETCH N' FLEX PANEL • HEEL SYSTEM • M6 SCREWS
• WEBBING LACE PULL LOOP • LACE BASE

LEGACY KITE BINDINGS

Meet our brand new Wakestyle focused bindings!

Geared out with an extra wide overlay to guarantee easy access while the deeper flexzone brings superb heel support. Designed, tested and built by our professional kite team. These are the bindings you want to pick up at your local surf shop.

Size | 6 - 7/7.5 - 8/8.5 - 9 - 10 - 11/12

ITEM#: 493015001





Technical Specs Bindings

DUAL LACING

Offers better support & fit because you can tighten and loosen the laces on the upper ankle and/or foot independently.

PERFORMANCE COMFORT INSOLE

Soft ergonomic shaped foot bed that absorbs energy overload on the water and gives you the comfort you want.

ACHILLES KIDNEYS

Locks your Achilles in place and helps keep your ankle positioned properly to ensure proper foot placement and support.

LACE BASE

Handy side pocket(s) to firmly store the lace pull handles.

FOOT CLOUD LINER

Three levels & blends of foam provide a precise performance, superior impact resistance & pro level support. With the custom like fit, this is the liner your feet are screaming for.

M6 SCREWS

All 2015 Jobe bindings have the industry standard M6 Metric binding screws. With the M6 you'll have the strongest, tightest, and most controlled binding to board setup anywhere!

WEBBING LACE PULL LOOP

Allows you to clinch down the laces to be completely locked in.

STRETCH N' FLEX PANEL

The flexible panel on the heels and/or ankles allows for all the necessary extra movements you need during a ride once you're wrapped into a rigid binding.

HEELSYSTEM

Our Heelsystem gives you the extra support needed to help eliminate heel lift and keep your movements as responsive as possible.



Beating my limits
in style
Tornado Shoreline



NEOPRENE SURF BOOTIES 5MM

Our 5.0 mm booties have a thin sole that gives your optimal contact with your board (bare foot feel). Its split toe prevents your feet from turning in your booties while making that aggressive turn on the water. The parabolic cuffs keep the water out and the liquid seals offer the best protection against the cold water also! The shaft strap prevents your feet from sliding forward.

Size | 3 - 4 - 5 - 6 - 7 - 8 - 9 - 10 - 11 - 12

ITEM#: 534715001

H2O SHOES ADULT 3MM GBS

These 3.0 mm glued water shoes for adults come with thin soles that provide enough protection but offer perfect boardfeel. They're made for any water sports activity and will keep your feet comfortable and warm.

Size | 3 - 4 - 5 - 6 - 7 - 8 - 9 - 10 - 11 - 12

ITEM#: 534615001

H2O SHOES ADULT 2MM FL

These 2.0 mm flatlock stitched water shoes for adults come with comfortable rigid soles and the water flows easily in and out of the shoes, so it keeps your feet cooled at all times. They're made for any water sports and will keep your ' feet perfectly protected.

Size | 3 - 4 - 5 - 6 - 7 - 8 - 9 - 10 - 11 - 12

ITEM#: 534615003

H2O SHOES YOUTH

These 2.0 mm flatlock stitched water shoes for kids come with comfortable rigid soles and the water flows easily in and out of the shoes, so it keeps your feet cooled at all times. They're made for any water sports and will keep your kids' feet perfectly protected.

Size | XS - S - M - L - XL

ITEM#: 300407012



The VEST *range*

FLOATING DEVICES

Protect yourself from the elements with our ISO approved vest range. As fun as discovering Mother Nature can be, we want you to stay safe while pushing your limits. Designed in complementary colors our vests are sure to make a statement!

— BUILT TO PROTECT —



Looking fashionable
while
feeling
safe!

Through the dunes



LEFT: IMPRESS NEO VEST MEN RIGHT: IMPRESS NEO VEST WOMEN



LEFT: IMPRESS SEGMENTED VEST MEN



IMPRESS NEO VEST MEN

50N ISO

Approved

YKK
NEO
PVC

FRONTZIP
FABRIC
FOAM

• WATER DRAIN SYSTEM • D-RING

IMPRESS SEGMENTED VEST MEN

50N ISO

Approved

SPARTAN
PVC
SLACK

FABRIC
FOAM
PANELS

• YKK FRONTZIP • FOAM SIDE PANELS • R.O.M. ARMHOLES
• WATER DRAIN SYSTEM • D-RING • INTEGRATED WEBBING

IMPRESS NEO VEST MEN

Made with the softest neoprene and strongest PVC foam to keep you safe, comfy and looking GOOD! This vest comes outfitted with an integrated webbing design, which hides the vest's webbing straps for more safety and that super sleek look.

Size | S - M - L - XL - XXL - XXXL

ITEM#: 244915023

IMPRESS SEGMENTED VEST MEN BLUE

This lightweight and comfy vest is made with spartan fabric, which combines soft neoprene with foam. It absorbs less water and is super fast drying. It's THE choice for your day in the surf!

Size | S - M - L - XL - XXL

ITEM#: 244915024



IMPRESS NEO VEST WOMEN

This revamped vest for women features a segmented back panel for extra range in motion... totally awesome when out on the water! Its 3D fabric is a soft and comfy neoprene which also dries super fast... totally awesome when? Always!

Size | S - M - L - XL - XXL

ITEM#: 244915011

Technical Specs Vests

50N ISO APPROVED

50N floating device, CE-approved according to ISO 12402.5.

YKK FRONT ZIP

A front zipper to easily get the vest on and off.

NEO FABRIC

Soft neoprene fabric that provides maximum comfort.

SPARTAN FABRIC

Provides the already amazing comfort of neoprene, while absorbing less water. It's super light and fast-drying. Perfect for the active Spartan warrior.

PVC FOAM

Soft and comfortable foam that gives you the buoyancy that is needed to keep you afloat.

SLACK PANELS

Split foam panels that gives you extra flexibility and mobility where needed.

FOAM SIDE PANELS

Extra foam panels at the side of the vest for additional protection.

R.O.M. ARMHOLES

Armholes that allow an extended RANGE OF MOTION for ultimate freedom of movement.

WDS

Our custom water drain system makes sure that the vest drains all the water quickly thereby drying even faster and remaining lighter than ever.

INTEGRATED WEBBING

Completely or partly hidden webbing straps for more safety and a cleaner look.

D-RING

Attachment for emergency cord.

The WETSUIT *range*

STRETCH AND FLEX

Discovering those hidden treasures on the water should be done in style. Whether you are cruising through the city or exploring unspoiled nature we want you to be suited for the situation. Our wetsuit range serves as a second skin and keeps your body at the right temperature in any condition. Available in multiple styles and variations our wetsuit range is designed for everybody that wants to feel comfortable on the water. This without compromising your ability to go in any direction you want.

— BUILT TO BE FREE —



TECHNICAL SPECS

AquaKiller^{THERMO}


- 01 DIRECTS WATER OUTWARDS
- 02 FUNNELS WATER OUT
- 03 NEOPRENE SPONGE
- 04 NUCLEAR FLEX FABRIC

Looking for the most advanced thermo lining in the industry? This soft Aqua Killer thermo helps drain water more quickly and efficiently by wicking water away from the skin to help keep you warm and dry.




- 01
- 02

- 03

- 04



Stitches & Seams



X-tend force^{SEAMS}

Better than ever this stretchy, waterproof, and super strong seam uses GBS construction combined with an extra fluid rubber tape on the outside for added durability.

H2O Lock^{SEAMS}

This is a combination between glued, blind-stitched and taped seams. First the seams are glued, after that they are blind stitched and finally taped on the critical areas. This technology allows the seams to block water entry on every level and keep you warm and dry at all times.

Comfort^{LOCK}

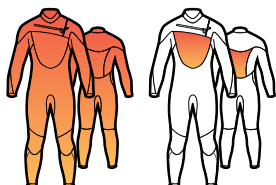
A comfortable stitch construction that is soft on bare skin and super strong.

Meltdown

THERMO

- 01 MELTDOWN THERMO
- 02 NEOPRENE SPONGE
- 03 NUCLEAR FLEX FABRIC

The Partial Meltdown thermo makes sure that you stay warm so you can keep going longer during cold weather conditions. Looking for even more warmth and comfort. The 100% Meltdown thermo is used for maximum flex, warmth and comfort.




100%
MELTDOWN

PARTIAL
MELTDOWN

01

02

03



Water

TEMPERATURES



WINTER These suits have two factors in mind: Warmth and Comfort. They are ideal for preseason sessions and when the days are getting shorter. Our most advanced suits are designed to keep your body warm so you can go and ride for as long as you want.



FALL/SPRING Wetsuits in this category are perfect when the temperature starts to rise in springtime or when temperatures start to drop, just after the summer season. Depending on your personal desires you can choose a GBS Suit (Glued version) or a Flatlock Suit.



SUMMER Great suits for the warmer days in season. Choose your style: Glued suits for maximum warmth, Flatlock versions that let in some cooling water or sleeveless suits that offer some protection and function.

Nuclear

FLEX



Our masterpiece. This is our most comfortable suit made from 100% Nuclear Flex neoprene and designed to give ultimate freedom of movement.





Anti-Chill TECHNOLOGY

Our backup shield is strategically placed in front of the backzip to ensure water never enters your suit.



Aqua Blocker PRINT

Our Aqua Blocker Print helps block water entry from the top of the wetsuit where needed most. Keep the heat; lose the water!



Optional CUT

What if you like this suit but you would like to have it as a long sleeve model with short legs? No problem! With this suit you have the option to cut the leg just above the knee or just below without any damage. Check the marking on the inside of the suit and cut the marked line. Just remember, there's no going back!

Technical Specs Wetsuits

NIP ZIP

Our Nip Zip construction technology which is positioned above the chest panel makes the suit more flexible because there is less resistance from the zipper and helps keep your lower back free from dangling strings that can interfere with a crucial handlepass. The high quality YKK zipper can be opened completely for easy entry and rolled seals are used to block water at the shoulder panels. Open on both sides for an easy entry.

NIP ZIP+

This Nip Zip + is pretty much our original Chest Zip on steroids. It utilizes the same high-quality YKK Front zipper construction as our original Chest Zip which is positioned above the chest panel that keeps you dry without restricting flexibility. Where it all changes is where we utilise a rolled seal in combination with an adjustable pull strap for the best water resistance money can buy. Opening on one side to reduce water from coming in.

NIPZIP + CROSS

Our diagonal Nipzip construction technology which opens from one side makes the suit more flexible because there is less resistance from the zipper and helps keep your lower back free from dangling strings that can interfere with a crucial handlepass. The high quality YKK zipper can be opened completely for easy entry and rolled seals are used to block water from entering.

BACKZIPPER

Easy entry backzipper. The original!

HYDROPHOBIC SKIN

Hydrophobic Skin panels on the outside of the suit and jacket are strategically positioned to help maintain warmth and repel water.

GYMNAST CONSTRUCTION

Gymnast Construction is as flexible as you can get! Large one-piece panels and minimum use of seams give the ultimate in flex and comfort.

ATOMIC FLEX

Second runner up to the original; the Atomic Flex- still offers exceptional freedom of movement and warmth.

ATOMIC KNEE +

This ultra-resistant and ultra-high endurance kneepad is designed to keep your wetsuit lasting for years. This technology is designed for extreme movement and flexibility with added padding from the original Atomic Knee.

DETACHABLE ANKLE STRAP

Our detachable ankle strap helps make your wetsuit fit better at the ankles to prevent water entry no matter how bad the conditions get.

WDS

This system uses perforated neoprene that allows water to flow effortlessly through the suit to help drain and dry quickly.

TALL SIZES

We didn't forget about the giants! Our tall sizes are made to have a length suitable for taller participants.



DRY LOCK

Dry Lock wrist cuffs are used to keep water out by providing a snug yet comfortable fit that contours strategically to repel water entry during impact. This is the creme of the crop.

AQUA BLOCKER PRINT

Our Aqua Blocker Print helps block water entry from the top of the wetsuit where needed most. Keep the heat; lose the water!

BUBBLEGUM SEALS

Are designed to prevent water entry by utilising double or single barriers which also help keep your suit in position.

ROLLED SEALS

These rolled seals are tight to keep cold water out and warm water in.

IMPRESS TEMP 5/4/3

5/4/3 *Thickness*
MM

NUCLEAR
X-TEND FORCE
AQUAKILLER

FLEX
SEAMS
THERMO



• NIPZIP + CROSS • HYDROPHOBIC SKIN
• ATOMIC KNEE + • WDS • DETACHABLE ANKLE STRAP
• DRY LOCK • AQUA BLOCKER PRINT • TALL SIZES



LEFT TO RIGHT:
PROGRESS NEOPRENE JACKET,
IMPRESS TEMP 5/4/3,
NEOPRENE HOOD, SOCKS & GLOVES
BAMBOO WAVE SUP 9.0
IMPRESS FIERY 5/4/3
NEOPRENE SOCKS, GLOVES

IMPRESS TEMP 5/4/3

You are the best, so wear the best! And the best means the industry's best!
This suit's featured cross chest zip makes for the easiest entry ever, while keeping
cold water at bay. Its quick-dry Aqua Killer thermo liner makes it the warmest,
softest AND fastest drying suit out there! Comes without the hood.

Use our accessories to be prepared for any situation.

Size | S - M - MT - L - LT - XL - XXL

ITEM#: 303515009





NEOPRENE HOOD

This 4.0 mm super stretch neoprene hood keeps your dome nice and toasty in ANY weather conditions

Size | S - M - L

ITEM#: 300810015

NEOPRENE GLOVES

These 2.5 mm neoprene gloves keep your hands nice and toasty even on the coldest days! They are built to last with the glued and blind stitched seams and non-slip silicon-printed palms.

Size | S - M - L - XL - XXL

ITEM#: 340810001

NEOPRENE SOCKS

Make sure your feet don't get cold in this super comfy glued and stitched 2.0 mm neoprene socks.

Size | S - M - L

ITEM#: 300804009



Keeping my body temperature my morning workout

Glass lake



IMPRESS TEMP 4/3

Dress to Impress! This 4/3 mm steamer looks the part and comes with Jobe's best flex and warmest thermo. Stay nice n toasty.

Size | S - M - L - XL - XXL

ITEM#: 303515003

WET GEAR BAG

Keep your wet vest, suit and more gear in a dry, quick and easy way. This heavy duty and waterproof tarpaulin circle bag has a cord drawstring closure and two webbing handles so that it's easy to carry.

ITEM#: 220013001

just right during



IMPRESS TEMP 4/3

4/3 *thickness*
MM

NUCLEAR
X-TEND FORCE
DETACHABLE ANKLE

FLEX
SEAMS
STRAP



• NIP ZIP • HYDROPHOBIC SKIN
• ATOMIC KNEE • GYMNAST CONSTRUCTION
• PARTIAL MELTDOWN THERMO • WDS • DRY LOCK



IMPRESS EXEC 3/2 GBS FZIP

3/2 *Thickness*
MM

100% MELTDOWN
OPTIONAL
AQUA BLOCKER

THERMO
CUT
PRINT

- NIP ZIP • HYDROPHOBIC SKIN • ATOMIC KNEE •
- X-TEND FORSEAMS • GYMNAST CONSTRUCTION • WDS
- DETACHABLE ANKLE STRAP • BUBBLEGUM SEALS
- NUCLEAR FLEX • TALL SIZES



IMPRESS EXEC 3/2 GBS F-ZIP

No matter how rough the water conditions get, you got this. Like a BOSS! This super strong and stretchy suit uses the H2O lock construction, which allows zero water in at the stitch lines. Its inside fabric is 100% soft and warm thermo.

Size | S - M - MT - L - LT - XL - XXL

ITEM#: 303515010



IMPRESS EXEC 3/2 GBS BZIP

3/2 *Thickness*
MM

NUCLEAR
ANTI
H2O LOCK

**FLEX
CHILLS
SEAMS**



• HYDROPHOBIC SKIN • ATOMIC KNEE +
• GYMNAST CONSTRUCTION • 100% MELTDOWN THERMO • WDS •
DETACHABLE ANKLE STRAP • BACK ZIPPER • BUBBLEGUM SEALS

IMPRESS EXEC SHORTY 3/2 GBS

3/2 *Thickness*
MM

NUCLEAR
H2O LOCK
ANTI

**FLEX
SEAMS
CHILLS**



HYDROPHOBIC SKIN • GYMNAST CONSTRUCTION
• 100% MELTDOWN THERMO • BACK ZIPPER
• BUBBLEGUM SEALS

IMPRESS EXEC 3/2 GBS B-ZIP

This super strong and stretchy suit with H2O lock construction, lets zero water in at the stitch lines. Its inside fabric is made from 100% soft and warm thermo. Rock the traditional back zipper, too... Like a BOSS!

Size | S - M - L - XL - XXL

ITEM#: 303515011

IMPRESS EXEC SHORTY 3/2 GBS

This super strong and stretchy shorty uses the H2O lock construction, which allows zero water in at the stitch lines. Its inside fabric is 100% soft and warm thermo.

Size | S - M - L - XL - XXL

ITEM#: 303615008

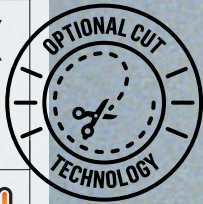
IMPRESS REMIX 3/2.5

3/2.5^{Thickness}MM

ATOM
COMFORT
OPTIONAL

FLEX
LOCK
CUT

HYDROPHOBIC SKIN • ATOMIC KNEE • PARTIAL MELTDOWN THERMO • BACKZIPPER • ROLLED SEALS



IMPRESS REMIX SHORTY 2.5/2

2.5/2^{Thickness}MM

ATOM
COMFORT
GYMNAST

FLEX
LOCK
CONSTRUCTION

HYDROPHOBIC SKIN • PARTIAL MELTDOWN THERMO • BACKZIPPER • ROLLED SEALS



IMPRESS REMIX 3/2.5

This suit has improved flex and partially soft and warm thermo material inside in the chest, back and arms sections. Always improve!

Size | S - M - L - XL - XXL

ITEM#: 303515004

IMPRESS REMIX SHORTY 2.5/2

This shorty has improved flex and partially soft and warm thermo material inside in the chest, back and arms sections. Always improve!

Size | S - M - L - XL - XXL

ITEM#: 303615001



*Blending in with
my color matching
sup*

Lunch break surf





IMPRESS STUD 3/2.5

3/2.5 *Thickness*
MM

NUCLEAR
X-TEND FORCE
NIP

FLEX
SEAMS
ZIP



• OPTIONAL CUT • HYDROPHOBIC SKIN
• ATOMIC KNEE • • PARTIAL MELTDOWN THERMO
• BUBBLEGUM SEALS

LEFT: IMPRESS STUD 3/2.5 RIGHT: PROGRESS NEOPRENE JACKET



IMPRESS STUD 3/2.5

What's your best look? Doesn't matter! This shorty long sleeve can rock looks for ya! Stud.

Size | S - M - L - XL - XXL

ITEM#: 303615005

PROGRESS NEOPRENE JACKET

This jacket is made with the softest 1.5 mm neoprene, providing you maximum comfort and warmth.

Size | S - M - L - XL

ITEM#: 300015002

IMPRESS SHORTY F-FLEX L/S MEN

Mens shorty wetsuit made from F-Flex 2.5/2.0mm neoprene with Hydrophobic Skin, designed to give ultimate freedom of movement.

Size | S - M - L - XL

ITEM#: 303614010

IMPRESS SHORTY F-FLEX L/S MEN


2.5/2 ^{Thickness} MM

NUCLEAR
H2O LOCK
NIP

FLEX
SEAMS
ZIP



HYDROPHOBIC SKIN - BUBBLEGUM SEALS



LEFT: IMPRESS SHORTY F-FLEX L/S MEN



BAMBOO SUP 8.0 | PRO PADDLE CARBON | T-SHIRT LOGO MEN BLACK | IMPRESS RASH GUARD BREATHEABLE MEN | IMPRESS TEMP 5/4/3 | IMPRESS SWIMSHORT MEN BLUE/BLACK/ORANGE



All MIXED UP




AERO SUP 12.6 | **IMPRESS NEOPRENE LEGGING** | **IMPRESS NEOPRENE TOP** | **IMPRESS RASH GUARD WOMEN** | **IMPRESS RASH GUARD V-NECK WOMEN** | **TANKTOP WOMEN** | **IMPRESS BOARDSHORTS WOMEN** | **IMPRESS SWIMSHORT WOMEN**

IMPRESS FIERY 5/4/3

5/4/3^{Thickness}_{MM}

DETACHABLE ANKLE
X-TEND FORCE
NIP

STRAP
SEAMS
ZIP



• HYDROPHOBIC SKIN • ATOMIC KNEE •

• GYMNAST CONSTRUCTION • PARTIAL MELTDOWN THERMO


• WDS • NUCLEAR FLEX • DRY LOCK

Suiting up for
winter

Icebreaker beach



N 51° 14' 40.3044"
E 4° 25' 34.1112"



IMPRESS FIERY 5/4/3

Only the best for you! This super hot suit features the thickest neoprene and warmest thermo, with 3 mm neoprene sleeves for the optimum flex and best range in motion.

Comes without accessories. Fully customizable with our neoprene hood, socks and gloves!

Size | S - M - L - XL

ITEM#: 303515002

IMPRESS MISTRESS 3/2 GBS FZIP

3/2 *thickness*
MM

NUCLEAR
X-TEND FORCE
NIP

**FLEX
SEAMS
ZIP**



• HYDROPHOBIC SKIN • ATOMIC KNEE •
• GYMNAST CONSTRUCTION • 100% MELTDOWN THERMO
• WDS • DETACHABLE • ANKLE STRAP • BUBBLEGUM SEALS



IMPRESS MISTRESS 3/2 GBS F-ZIP

Zip it up! Up front, that is... This super strong, stretchy and soft suit with chest zipper uses the H2O lock construction, which allows no water to come in through the stitch lines, keeping the inside thermo 100% warm. Work it!

Size | **S - M - L - XL**

ITEM#: 303515007

IMPRESS MISTRESS 3/2 GBS B-ZIP

Show 'em what you got! Feel sexy in this super strong, stretchy and warm suit! It's made with a H2O lock construction, which allows no water in at the stitch lines. The inside fabric is also 100% soft and warm thermo. Try it, you'll be impressed!

Size | **S - M - L - XL**

ITEM#: 303515006

IMPRESS MISTRESS SHORTY 3/2 GBS

Show 'em what you got! This super strong, stretchy and warm shorty with H2O lock construction, allows no water in at the stitch lines. The inside fabric is also 100% soft and warm thermo. Try it, you'll be impressed!

Size | **S - M - L - XL**

ITEM#: 303615006



IMPRESS MISTRESS SHORTY 3/2 GBS

3/2 *Thickness*
MM

NUCLEAR ANTI H2O LOCK	FLEX CHILLS SEAMS	
-----------------------------	----------------------------------	--

- HYDROPHOBIC SKIN • GYMNAST CONSTRUCTION
- 100% MELTDOWN THERMO • BACKZIPPER
- BUBBLEGUM SEALS

IMPRESS MISTRESS 3/2 GBS BZIP

3/2 *Thickness*
MM

ANTI H2O LOCK DETACHABLE ANKLE	CHILLS SEAMS STRAP	
--------------------------------------	-----------------------------------	--

- NUCLEAR FLEX • HYDROPHOBIC SKIN • ATOMIC KNEE +
- GYMNAST CONSTRUCTION • 100% MELTDOWN THERMO
- WDS • BACKZIPPER • BUBBLEGUM SEALS

Looking hot during those colder days



Abandoned beach

IMPRESS NEOPRENE LEGGING WOMEN

These leggings are crazy!

Made out of 1.5 mm neoprene. Nuclear flex to give ultimate freedom of movement.

Size | XS - S - M - L - XL

ITEM#: 300015005

IMPRESS NEOPRENE TOP WOMEN

Get crazy with it! Match this 1.5 mm neoprene top with the Jobe leggings to create that perfect combination... Get it girl!

Size | XS - S - M - L - XL

ITEM#: 544115001



IMPRESS NEOPRENE WOMEN
TOP & LEGGING

1.5 *Thickness*
MM

NUCLEAR
COMFORT

FLEX
LOCK





IMPRESS BEACH BUM 3/2.5




3/2.5 *Thickness*
MM

NUCLEAR
NIP
AQUA BLOCKER

FLEX
ZIP+
PRINT



• H2O LOCK SEAMS • HYDROPHOBIC SKIN
• GYMNAST CONSTRUCTION • PARTIAL MELTDOWN THERMO
• BUBBLEGUM SEALS



IMPRESS BEACH BUM 3/2.5

This is THE top of the line girls suit! LOVE the bright colours and shorts design...
Enjoy maximum flex, partially thermo liner inside and the H2O lock construction,
keeping you nice n toasty.

Size | XS - S - M - L - XL

ITEM#: 303615010



IMPRESS SHORTY UNIVERSE 2.5/2

2.5/2^{thickness}MM

NUCLEAR
COMFORT
GYMNAST

FLEX
LOCK
CONSTRUCTION

• HYDROPHOBIC SKIN • BACKZIPPER

• ATOMIC KNEE • ROLLED SEALS



IMPRESS UNIVERSE 3.0/2.5

Align with the Universe and become one with the elements your in... something money can't buy. This suit, however, is surprisingly affordable!
Feel the improved flex neoprene.

Size | S - M - L - XL

ITEM#: 303515015

IMPRESS UNIVERSE SHORTY 2.5/2.0

Align with the Universe and become one with the elements your in... something money can't buy. This shorty, however, is surprisingly affordable!
Feel the improved flex neoprene.

Size | S - M - L - XL

ITEM#: 303615011



IMPRESS UNIVERSE 3/2.5

3/2.5^{thickness}MM

NUCLEAR COMFORT GYMNAST	FLEX LOCK CONSTRUCTION	
<div>• OPTIONAL CUT • ATOMIC KNEE • • HYDROPHOBIC SKIN</div> <div>• GYMNAST CONSTRUCTION • BACKZIPPER • ROLLED SEALS</div>		

ITEM: IMPRESS UNIVERSE 3.0/2.5 POST-OPTIONAL CUT



IMPRESS REBEL 4/3

This is our thickest youth suit available, with a 4 mm thick chest panel and 3 mm for the arms and legs. Don't lose warmth over freedom of movement. And don't waste money on any other kids' suit ever again!

Size | L - XL - XXL - XXXL

ITEM#: 303515024



IMPRESS REBEL 3/2

3/2.5 *Thickness*
MM

NUCLEAR
COMFORT
HYDROPHOBIC

**FLEX
LOCK
SKIN**



• ATOMIC KNEE • GYMNAST CONSTRUCTION
• BACKZIPPER • BUBBLEGUM SEALS

IMPRESS REBEL 2.5/2

2.5/2 *Thickness*
MM

NUCLEAR
COMFORT
HYDROPHOBIC

**FLEX
LOCK
SKIN**



GYMNAST CONSTRUCTION • BACKZIPPER • BUBBLEGUM SEALS

IMPRESS REBEL 3/2.5

This is THE most flexible kids wetsuit in our lineup, made to impress and fit many different ages. Don't just rebel, do it looking GOOD!

Size | L - XL - XXL - XXXL

ITEM#: 303515025

IMPRESS REBEL SHORTY 2.5/2

This is THE most flexible kids shorty in Jobe's lineup, made to impress and fit many different ages. Don't just rebel, do it looking GOOD!

Size | L - XL - XXL - XXXL

ITEM#: 303615023

The SWIMWEAR *range*

GET YOUR STYLE POINTS

Whether you want to protect your skin from sunburn or just look good on the water: we can get you going. Our swimwear range comes in multiple color styles to blend in with your surroundings. Pick a style and match it with the rest of your equipment. Our rash guards protect you from both skin rash and UV while our shorts make sure you look A-Okay!

— BUILT TO IMPRESS —





IMPRESS BOARDSHORTS WS TECH MEN

Don't want to walk around in wet shorts all day?

These featherweight board shorts with super flexible H2O Repellent stretch fabric dry incredibly fast due to their water repellent coating. It features diamond seam technology which makes rashes a thing of the past. The Diamond seams are incredibly comfortable and won't reduce the 4D fabric elasticity. The welded side pocket makes sure that there is no irritation or rubbing on the skin.

Size | XS - S - M - L - XL

ITEM#: 314015008



IMPRESS BOARDSHORTS WS TECH MEN

17" *Length*

DIAMOND SEAM	TECHNOLOGY
4D	
H2O	
	FABRIC REPELLENT





IMPRESS BOARDSHORTS MEN HYBRID

This Light N' Dry walking shorts model is made from the most premium fabric with a fit perfect for a day at the beach and an evening at the bar! These boardshorts feature belt loops and front & back pockets, so you can wear them in and out of the water!

Size | S - M - L - XL - XXL

GREEN: 314015002

BLUE: 314114011

IMPRESS SWIMSHORT MEN


This swimshort is the shortest model in the Jobe range. This swimshort's plain and simple design is taking mix and match to the next level. Features a storage pocket to keep your keys safe during a heavy surf session. Lightweight and fast-drying!

Size | S - M - L - XL - XXL

ORANGE: 314015001

BLUE: 314015007

BLACK: 314015003




IMPRESS BOARDSHORTS MEN HYBRID

20" *Length*

4D | FABRIC
LIGHT N' | DRY

LEFT: IMPRESS BOARDSHORTS HYBRID MEN GREEN
RIGHT: IMPRESS BOARDSHORTS HYBRID MEN BLUE



IMPRESS RASH GUARD BREATHABLE

UPF50+ *Sun Protect*

BREATHABLE | FABRIC



IMPRESS RASH GUARD BREATHABLE

UPF50+ *Sun Protect*

BREATHABLE | FABRIC



IMPRESS RASH GUARD BREATHABLE MEN

This rash guard is made with mesh side panels and breathable and fast drying fabrics to help wick water away from the skin and eliminate excess water-weight. You'll be dry before you know it! Specifically designed to maximally protect your skin from sunburn rocking a UPF rating of 50+.

Size | S - M - L - XL

LONGSLEEVE: 544015007

SHORTSLEEVE: 544015006

IMPRESS RASH GUARD BREATHABLE WOMEN

This rash guard for ladies is made with mesh side panels and breathable and fast drying fabrics to help wick water away from the skin and eliminate excess water-weight. You'll be dry before you know it! Specifically designed to maximally protect your skin from sunburn rocking a UPF rating of 50+.

Size | XS - S - M - L - XL

LONGSLEEVE: 544115007

SHORTSLEEVE: 544115006



IMPRESS RASH GUARD WOMEN

Strut your stuff in this elegant rash guard, which great detail on the back and a cute tie closure. It just so happend to match perfectly with the Jobe leggings and shorts too! Made out of UPF50+ fabric to get maximum sun protection.

Size | S - M - L - XL

ITEM#: 544115002

IMPRESS SWIMSHORT WOMEN

These spandex ladies shorts perfectly match the Impress rash guards! The comfortable gymnast stretch fabric is soft and perfect for all water sports activities. Protect your beachbum by wearing this swimshort made out of UPF50+ fabric!

Size | XS - S - M - L - XL

ITEM#: 314115001



ITEM: IMPRESS BOARDSHORTS WOMEN SHORT

IMPRESS RASH GUARD V-NECK WOMEN

UPF50+ *Sun Protect*

GYMNAST COMFORT | STRETCH LOCK

IMPRESS BOARDSHORTS WOMEN

4D *Fabric*

LIGHT N' DRY | DRAWCORD CLOSURE

IMPRESS RASH GUARD V-NECK WOMEN

Add a little design to your rash guard... Rock the V-neck like it never goes out of style! The comfortable gymnast stretch fabric is soft and perfect for all water sports activities. Made out of UPF50+ fabric!

Size | XS - S - M - L - XL

ITEM#: 544115004

IMPRESS BOARDSHORTS WOMEN SHORT

This lightweight boardshort features a back pocket with velcro closing and a mesh water drain which makes the boardie dry in a quicky. 4D stretch to give ultimate freedom of movement. Roger that!

Size | XS - S - M - L - XL

ITEM#: 314115002





IMPRESS RASH GUARD REBEL

UPF50+ *Sun Protect*

GYMNAST COMFORT | **STRETCH LOCK**

IMPRESS SWIMSHORT REBEL

LIGHT N' DRY *Fabric*

ELASTIC DRAWCORD | **WAISTBAND CLOSURE**

TOP: IMPRESS RASH GUARD REBEL BLUE **BOTTOM:** IMPRESS SWIMSHORT REBEL

*Grams with
rad style!*



IMPRESS RASH GUARD REBEL

This rash guard is soft and comfortable and because of its bright colour perfectly visible. Perfect to keep an eye on your child at the water side. Made out of UPF50+ fabric to get maximum sun protection.

Size | 4XS/ 3XS - 2XS/XS - S/M - L/XL

BLUE: 544215001

PINK: 544215002

IMPRESS SWIMSHORT REBEL

This lightweight and fast-drying youth swimshort comes in bright orange and with it's stylish design it's perfect for your fashion-loving child. Because children know what to wear!

Size | S - M - L - XL - XXL

ORANGE: 314215001



TOP: IMPRESS RASH GUARD REBEL PINK

The CASUAL *range*

AIN'T OVER UNTIL IT'S OVER

Because we want you to look great at any time our casual range brings your on-the-water style to the streets! We believe your SUPing experience is more than a day of discovery on the water. It's a way of living. A lifestyle that doesn't end when you put both feet on the mainland. Pick the outfit you like and show everybody what you stand for.

— **BUILT TO RELAX** —



LEFT: TANKTOP WOMEN
RIGHT: T-SHIRT LOGO MEN BLACK, IMPRESS
BOARDSHORTS HYBRID BLUE, BACK PACK



T-SHIRT LOGO MEN

A new fit and design to an old favourite!
Represent in style!

Size | S - M - L - XL - XXL

BLACK: 565115003

RED: 565115004

GREEN: 565115005





LEFT: TANKTOP MEN RIGHT: TANKTOP WOMEN



IMPRESS T-SHIRT MEN

This brand new Jobe t-shirt is sure to make heads turn, no matter when and where you rock it!

Size | S - M - L - XL - XXL

ITEM#: 565115006

T-SHIRT WOMEN

Flaunt a super cute, all new design in this fitted black V-neck ladies t-shirt!

Size | XS - S - M - L - XL

ITEM#: 565115007

TANKTOP MEN

This men's tanktop boasts a tough design with a loose fit and extra large armholes. Equally great to wear out on the water and as casual wear!

Size | S - M - L - XL - XXL

ITEM#: 565115001

TANKTOP WOMEN


This ladies tanktop sports a feminine, yet comfortably loose fit. Perfect as both active AND casual wear!

Size | S - M - L - XL - XXL

ITEM#: 565115002



LEFT: T-SHIRT WOMEN RIGHT: IMPRESS T-SHIRT MEN



HOODED SWEATER

Stay comfy and warm in Jobe's sweater...
Perfect for starry skies and bonfire kinda nights.

Size | S - M - L - XL - XXL

ITEM#: 565215001



BACK PACK

Pack your bag, we're going! Stuff in your sweater, cap and digital camera because you're going to need 'em this time.

ITEM#: 224313002

CAP MEN GREEN

Rock this Jobe cap. Represent!

Size | S/M - L/XL

ITEM#: 564415001

The SIZE CHARTS

INFLATABLE SUPS

	SIZE	VOLUME L	STYLE	CONTENT	LOCATION
AERO SUP 8.6 PACKAGE	8'6" x 29" x 6"	206	Active, Dynamic	SUP, Backpack style Nylon + PVC coated transporter bag, Pump, Floating Paddle, Leash, Repair Kit.	Lake / River / Surfable Waves (up to waist high)
AERO SUP YOGA 10.6 PACKAGE	10'6" x 30" x 6"	300	Cruising, Active, Yoga	SUP, Backpack style Nylon + PVC coated transporter bag, Pump, Floating Paddle, Leash, Repair Kit.	Lake / River / Urban / Yoga / Beach
AERO SUP 10.6 PACKAGE	10'6" x 30" x 4"	188	Allround	SUP, Backpack style PVC coated transporter bag, Pump, Floating Paddle, Leash, Repair Kit.	Lake / River / Urban / Coastal
AERO SUP 11.6 PACKAGE	11'6" x 31.5" x 6"	323	Cruising, Family	SUP, Backpack style PVC coated transporter bag, Pump, Floating Paddle, Leash, Repair Kit.	Lake / River / Urban / Beach
AERO SUP 12.6 PACKAGE	12'6" x 31" x 6"	322	Touring, Distance	SUP, Backpack style PVC coated transporter bag, Pump, Floating Paddle, Leash, Repair Kit.	Lake / River / Urban / Coastal

BAMBOO SUPS

	SIZE	VOLUME L	STYLE	CONTENT	LOCATION
BAMBOO 8'	8' x 30" x 4.5"	112	Active, Dynamic	Sup, Leash, Railsaver, FCS camara plug	Lake / River / Surfable Waves (up to waist high)
BAMBOO 9'	9' x 29" x 4"	114	Active, Dynamic	Sup, Leash, Railsaver, FCS camara plug	Surfable Waves (up to waist high)
BAMBOO 10'6"	10'6" x 32" x 5"	189	Allround	Sup, Leash, Railsaver, FCS camara plug	Lake / River / Urban / Coastal/Surfable Waves
BAMBOO YOGA 10'6"	10'6" x 32" x 5"	198	Cruising, Active, Yoga	Sup, Leash, Railsaver, FCS camara plug	Lake / River / Urban / Yoga / Beach
BAMBOO 11'6"	11' x 30" x 5"	203	Cruising, Family	Sup, Leash, Railsaver, FCS camara plug	Lake / River / Urban / Beach
BAMBOO 12'6"	12'6" x 29" x 5 3/8"	207	Cruising, Active	Sup, Leash, Railsaver, FCS camara plug	Lake / River / Urban

SURF SUPS

	SIZE	VOLUME L	STYLE	CONTENT	LOCATION
SURF SUP 9.8 PACKAGE	9.8' x 30" x 4"	185	Cruising, Active	SUP, Nylon transporter bag with shoulder strap, Pump, Floating paddle, Leash, Repair kit.	Lake / River / Urban / Surfable Waves (up to chest high)

MEN'S VESTS

		S (S/M)	M	L (L/XL)	XL	XXL	XXXL
IMPRESS SEGMENTED VEST	CHEST CM	88-95	95-101	101-107	107-114	114-120	
	WEIGHT KG	40-60	50-70	60-80	>70	>70	
IMPRESS NEO VEST	CHEST CM	80-90	90-100	100-110	110-120	120-130	130-140
	WEIGHT KG	50-60	>60	>70	>70	>70	>70

WOMEN'S VESTS

		S	M	L	XL	XXL
IMPRESS NEO VEST	CHEST CM	76-83	83-91	91-99	99-106	106-114
	WEIGHT KG	30-50	40-60	50-70	60-80	>70

*ALL THESE MEASURES ARE FOR REFERENCE ONLY



MEN'S WETSUITS

	EURO SIZE	HEIGHT FT	HEIGHT CM	CHEST INCH	CHEST CM	WAIST INCH	WAIST CM
XS	46	5'4"-5'7"	163-170	34-37	86-94	26-30	66-76
S	48	5'7"-5'10"	170-177	35.5-38	88-97	27-31	69-79
M	50	5'8"-5'11"	174-180	36.5-39.5	93-100	29-33	74-84
MT	50	5'11"-6'2"	180-186	36.5-39.5	93-100	29-33	74-84
L	52	5'11"-6'2"	180-186	38-41	97-104	30-34	76-86
LT	52	6'2"-6'4"	186-192	38-41	97-104	30-34	76-86
XL	54	6'2"-6'4"	186-192	38.5-41.5	98-105	31-35	79-89
XXL	56	6'3"-6'5"	188-194	41-43.5	104-110	33-37	84-94
XXXL	58	6'4"-6'6"	192-197	43-44.5	109-115	34-38	86-96

WOMEN'S WETSUITS

	EURO SIZE	HEIGHT FT	HEIGHT CM	CHEST INCH	CHEST CM	WAIST INCH	WAIST CM
XS	34	5'2"-5'7"	158-170	28-31.5	72-80	22.5-26.5	60-68
S	36	5'3"-5'8"	160-172	30-34	77-86	24-29	62-74
M	38	5'4"-5'10"	162-176	32-35.5	82-90	25.5-30	65-77
L	40	5'6"-5'11"	168-180	33-36	84-92	27-31	69-79
XL	42	5'8"-6"	172-182	35.5-38.5	90-98	28.5-31.5	72-80
XXL	44	5'9"-6'1"	174-184	37.5-40	96-102	30-33.5	76-85

MEN'S RASH GUARDS

	EURO SIZE	HEIGHT FT	HEIGHT CM	CHEST INCH	CHEST CM	WAIST INCH	WAIST CM
XS	46	5'4"-5'7"	163-170	34-37	86-94	26-30	66-76
S	48	5'7"-5'10"	170-177	35-38	88-97	27-31	69-79
M	50	5'8"-5'11"	174-180	36.5-39.5	93-100	29-33	74-84
L	52	5'11"-6'2"	180-186	38-41	97-104	30-34	76-86
XL	54	6'2"-6'4"	186-192	38.5-41.5	98-105	31-35	79-89
XXL	56	6'3"-6'5"	188-194	41-43.5	104-110	33-37	84-94
XXXL	58	6'4"-6'6"	192-197	43-44.5	109-115	35-39	86-96

WOMEN'S RASH GUARDS

	EURO SIZE	HEIGHT FT	HEIGHT CM	CHEST INCH	CHEST CM	WAIST INCH	WAIST CM
XS	34	5'2"-5'7"	158-170	27-31.5	69-80	22.5-26.5	57-67
S	36	5'3"-5'8"	160-172	29-32.5	74-83	24-27.5	61-70
M	38	5'4"-5'10"	162-176	32-34.5	81-88	25-29	64-74
L	40	5'6"-5'11"	168-180	32.5-35.5	83-90	27-30.5	68-77
XL	42	5'8"-6'1"	172-182	33-36.5	84-93	28.5-31	72-79

YOUTH WETSUITS

	L	XL	XXL	XXXL
LENGTH CM	146	152-158	164	170
AGE	10-12	12-14	14	15

NEOPRENE SHOES-BOOTS SIZES

	3	4	5	6	7	8	9	10	11	12
EURO	35	36	37	38	39-40	41-42	43	44	45	46
US	3.5	4.5	5	6	7-7.5	8-8.5	9	10.5	11.5	12
UK	3	4	4.5	5.5	6.5-7	7.5-8	8.5	10	11	12

NEOPRENE SHOES YOUTH

XS	S	M	L	XL
25-26	27-28	29-30	31-32	33-34

NEOPRENE SOCKS

	S	M	L
EURO	<40	<43	<46

YOUTH RASH GUARDS

		LENGTH CM	AGE
BABY	4XS-3XS	<86-92	1-2
TODDLER	2XS-XS	98-116	3-5
KIDS	S-M	122-140	6-10
JUNIOR	L-XL	146-158	10-14

MEN'S BOARDSHORTS

XS	S	M	L	XL	XXL	XXXL
28	30	32	34	36	38	40

WOMEN'S BOARDSHORTS

XS	S	M	L	XL
34	36	38	40	42

SWIMFINS

XS	S	M	L	XL
36-37	38-39	40-41	42-44	45-47

NEOPRENE GLOVES

XS	S	M	L	XL
25-26	27-28	29-30	31-32	33-34




KITE BINDINGS

LEGACY							
US	6	7-7.5	8-8.5	9	10	11-12	
EU	38	39-40	41-42	43	44	45-46	

YOUTH BOARDSHORTS

	LENGTH CM	AGE
S	122-128	6-8
M	134-140	8-10
L	146	10-12
XL	152-158	12-14
XXL	164	14







And that's it for today!

You went through our full catalogue and experienced
what the Jobe lifestyle is about. You experienced which
SUP fits you best in your path of discovery.

What are you still doing here?

Go and discover what life has to offer today.

*Go and discover the
Jobe Philosophy*





JOBESUP.COM