

# JOBE WAKE PARK 2015

GUIDE

[WWW.JOBEWAKEPARK.COM](http://WWW.JOBEWAKEPARK.COM)





# HOME



## INTERNATIONAL TEAM MEDIA MADNESS

2

4

### SCAN THIS GUIDE WITH



Layar is an app for your smart phone. This app contains multiple layers that make your surroundings come alive. The Jobe Cable Guide now also has a layer like this! With our layer, you can view the digital extras in this guide for the very first time. For example, when you scan the cover you see the Jobe Cable movie. This guide contains a large number of pages with digital content recognizable by the Layar logo.

**DOWNLOAD THE LAYAR APP NOW AND DISCOVER MANY JOBE EXTRAS!!**

1



**THIS MAGAZINE HAS  
INTERACTIVE PRINT**

2



**DOWNLOAD THE FREE  
LAYAR APP**

3



**FIND AND SCAN PAGES  
WITH THE LAYAR LOGO**

4



**DISCOVER  
INTERACTIVE CONTENT**

All product specifications and prices are subject to change without notice.

2015 Sport & Recreatie Den Bol B.V. all rights reserved. © The colours of the original products might vary slightly from the displayed products due to the printing process.

Jobe Sports International is the trade name of the company Sport en Recreatie Den Bol B.V. All our offers, order confirmations and contracts of sale are governed by the general terms and conditions of delivery of Sport en Recreatie Den Bol B.V., as filed with the Chamber of Commerce for Rivierenland in Tiel under trade register number 11033564

### SPECIAL THANKS TO:

Ydwer van der Heide photography - [ydwer.com](http://ydwer.com)  
Chris Garrison photography - [chrisgarrisonphotography.com](http://chrisgarrisonphotography.com)  
Down Under Cableway - [downunder.nl](http://downunder.nl)  
TNG Cable Park - [tngcablepark.com](http://tngcablepark.com)









# INTERNATIONAL TEAM



**JULIAN COHEN**

INSTAGRAM: JULIANCOHEN11



**DECLAN CLIFFORD**

INSTAGRAM: DECLAN\_CLIFFORD1



**MAXINE SAPULETTE**

INSTAGRAM: MAXINESAPULETTE



**ROCCO VAN STRATEN**

INSTAGRAM: ROCCODEROCKERT




**TAYLOR MCCULLAUGH**





**AUSTIN HAIR**  
INSTAGRAM: AUSTINHAIR



**EFI LEVI**



**MARC BESNER**  
INSTAGRAM: MARCBESNER



**CHLOE GOUDIE**




**MARC SHUSTER**  
INSTAGRAM: SKIPSKOPS



# MEDIA MADNESS




@DECLAN\_CLIFFORD1  
#FISE



@AUSTINHAIR  
#SUNSETOVERKILL



@YONELCOHEN  
#JIBTOPIAWASSICK!!!



@MAXINESAPULETTE  
#SINNERASIAM #FRENCHIE




@IGNOREJONDICKEY  
#THERP




@JULIANCOHEN11  
#CELEBRATION #WAKEOFSTEEL #RBWOS



@MAXINESAPULETTE  
#PHI PHI #ISLAND #JOBETEAM



@DECLAN\_CLIFFORD1  
#SICKDAY #JBSKI




@ROCCODEROCKERT  
#NEWFRIENDS #SOUTHAFRICA



@DECLAN\_CLIFFORD1  
#NEWRIE #CHINA



@SAMDEHAAN  
#COCK?



@IGNOREJONDICKEY  
#THUMSUP #ROCKANDROLL





@ JULIANCOHEN11  
# REDBULL # RISINGHIGH



@ ROCCODEROCKERT  
# ATWORK



@ MAXINESAPULETTE  
# SUP



@ DECLAN \_ CLIFFORD1  
# HAPPYBIRTHDAYCHOW




@ EFILEVI  
# ANTHEM



@ JULIANCOHEN11  
# COOLESTTOY # STARTSAVING



@ AUSTIN HAIR  
# SILHOUETTE # SUNSETOVERKILL




@ EFILEVI



@ TAYLORMCCULLAUGH  
# COLORRUN



@ ROCCODEROCKERT  
# DISNEYATTHEPARADE



@ IGNOREJONDICKEY  
# SOUTHERNHOSPITALITYTOUR




@ YONELCOHEN



# WAKEBOARDS



WAKEBOARD SPECS	8
WAKEBOARDS MEN	16
WAKEBOARDS WOMEN	26
WAKESKATES	30








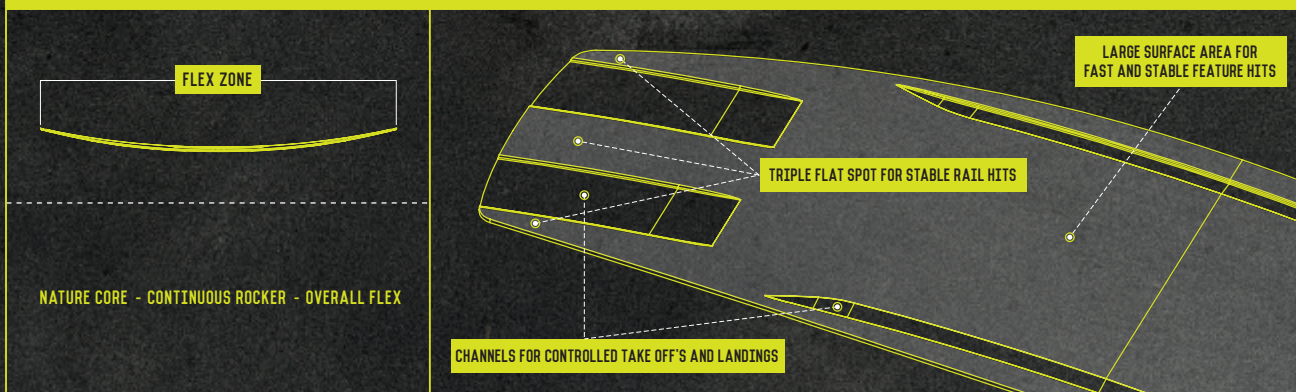


# TECH TALK

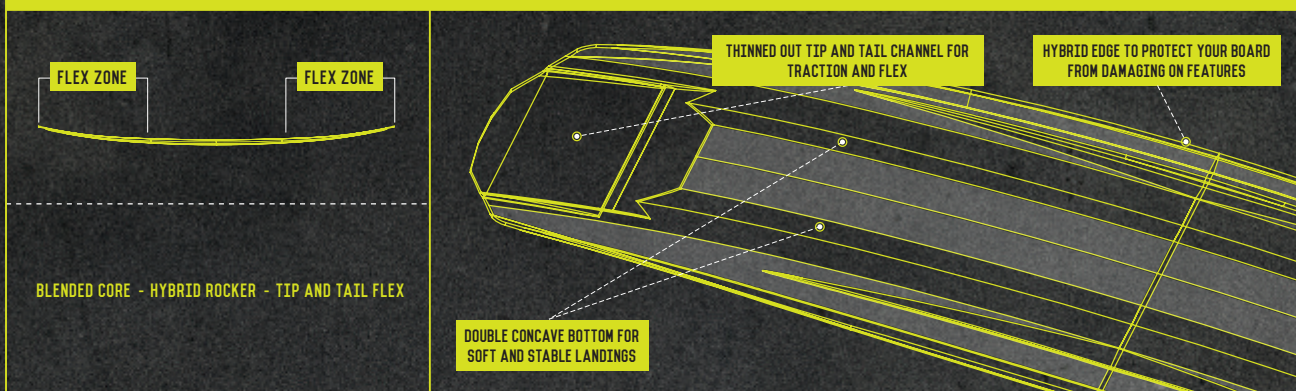
## CONFLICT / GRACE WAKEBOARD



## PITCH WAKEBOARD

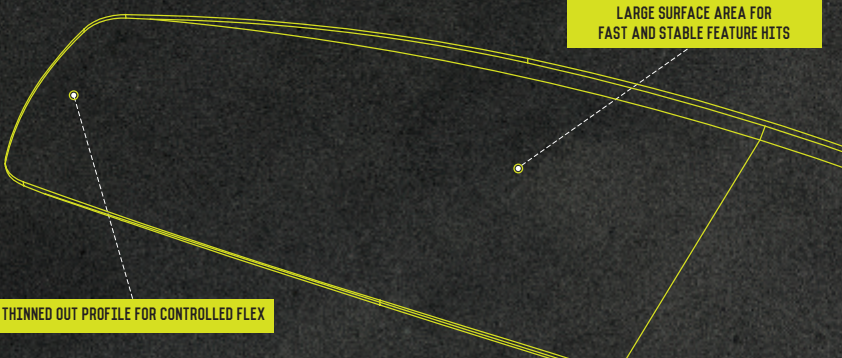

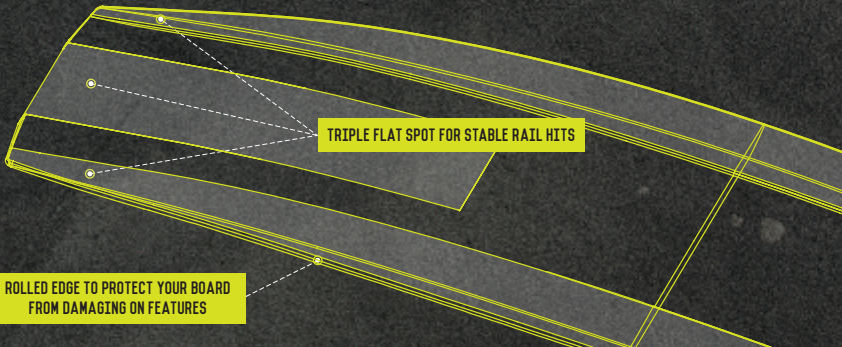





## LIBERTY WAKEBOARD








	GUERRILLA	
		 <p>BLENDDED CORE - 3 STAGE ROCKER - OVERALL FLEX</p>
	PROLIX / TREAT	
		 <p>SOLID CORE - HYBRID ROCKER - TIP AND TAIL FLEX</p>
	REVOLT / CLOUD	
		 <p>NATURE CORE - CONTINUOUS ROCKER - OVERALL FLEX</p>












# BOARD CORE

## BLENDED CORE

The Blended Core creates a marriage between wood and PU. It's made from flexible paulownia wood and PU which provides the ultimate combination between flex and strength. These are excellent characteristics for a boat as well as for a cable park experience.


Blended core is used in:  
Conflict, Grace, Liberty & Guerrilla



## NATURE CORE

Strong, durable and solid full wood construction which offers a board controlled flex on obstacles and absorbs hard blows on the water.


Nature core is used in:  
Pitch, Revolt & Cloud



## SOLID CORE

Functional and reliable molded polyurethane core which has been widely used in low-end to even high-end wakeboards for years and many years to come.

Solid core is used in:  
Prolix, Treat & Paradox







Close add

H.I.T. BASE



Stands for High Impact Technology. Sintered damageresisting base, slightly harder than our Armor Base which amakes it even faster on features. This is the most high-end base you can get when your goal is to hit as many rails and kickers as you can.



H.I.T. BASE

NO H.I.T. BASE





13



# WAKEBOARD TECHNOLOGY

## 1 PALOWNIA WOOD

Strong, durable and solid wood that offers a board controlled flex on obstacles and absorbs hard blows on the water.

## 2 TRIAXIAL GLASS

This special fiberglass weave has fibers that have been positioned in three angles (0°/+45°/-45°) in addition to running nose to tail. It reduces weight and allows for flex and torsion. Triaxial fiberglass fabric is a high strength stitch bonded product.

## 3 TPU TOP LAYER

Ensures inimitable bright and vivid colors.

## 4 PU CORE

Polyurethane is functional and reliable. It reduces weight and is the ultimate combination with palownia wood for flex and strength.

## 5 H.I.T. BASE

Stands for High Impact Technology. Sintered — damage-resisting base that makes it even faster on features. This is the most high-end base that you can get when your goal is to hit as many rails and kickers as you can.

## 6 ABS RAILS

ABS is a thermoplastic material used as sidewall construction that primarily functions to protect the core and edge from the boards. This sidewall makes a board durable and resistant to rails and kickers.

## 7 M6 INSERTS

The metric thread on the M6 hardware means the insert in the boards can be smaller. This allows us to make thinner boards!

## 8 TOOLS

The numbers tell the tale!


## 9 SLIDER FINS

Nylon with fiberglass reinforced slider fins with a flat top design which prevents board damage by obstacles.

## 10 EPOXY

Keeps it all together.







# CONFLICT



SIZE / 127/ 134/ 138/ 142/ 145

"A large nose is the mark of a brisk, strong and dependable man", a wise Frenchman once said. We're guessing the same goes for boards made by Frenchmen! Julian gave his 2015 pro model a nose and tail with as much surface area as possible, making the Conflict not only super strong but also fast, consistent and balanced on rails... especially when pressing! The 2015 Conflict also showcases a 3-stage rocker and a H.I.T. base, giving this year's model even more pop off kickers and flex on rails. Its long and deep channels run all the way from tip to tail and work in unison with its sharp and hard edges... giving you the kind of grip you'll need to boost air tricks like JuJu!



3-STAGE



ABS SIDEWALL



BLENDED CORE



FLEX



H.I.T. BASE



SLIDER FINS



TRIAxIAL



TRI-TECH



PRESS



## ORDER DETAILS

Conflict Flex Wakeboard Series / 272315001

Conflict Flex 127 Wakeboard Series + Conflict Bindings / 272415001

Conflict Flex 134 Wakeboard Series + Conflict Bindings / 272415002

Conflict Flex 138 Wakeboard Series + Conflict Bindings / 272415003

Conflict Flex 142 Wakeboard Series + Conflict Bindings / 272415004

Conflict Flex 145 Wakeboard Series + Conflict Bindings / 272415017

**MATCHING CONFLICT BINDINGS ON PAGE: 38**















# LIBERTY



SIZE / 135 / 140

Set yourself free, ride the 2015 Liberty! Fast and durable as ever... Its tip and tail are super flexy, while its center remains nice n stiff. This feature combined with its blended edges, which prevent damage from park features, make the Liberty just perfect for rail riding. Its wide tip to tail channels give this board extra traction for air tricks too. With a wide center and smaller tip and tail, the Liberty isn't only lightning fast, it also has some of the industry's softest landings, guaranteed!



## ORDER DETAILS

Liberty Flex Wakeboard Series / 272315003  
Liberty Flex 135 Wakeboard Series + Liberty Bindings / 272415008  
Liberty Flex 140 Wakeboard Series + Liberty Bindings / 272415009

MATCHING LIBERTY BINDINGS ON PAGE: 38









# PITCH



SIZE / 136 / 140 / 144

This new Pitch flex board is the latest addition to the Jobe wake range! Its nose and tail have a large surface area, so that this is one fast, yet super balanced ride on rails... and especially when pressing! This board features an aggressive continuous rocker, which makes it fast on the water and its large flat spot makes it equally quick and smooth on kickers. One smooth channel in the centre provides great grip for cutting hard and edging in for airticks. Nothing can stop you now!



## ORDER DETAILS

- Pitch Flex Wakeboard Series / 272315006
- Pitch Flex 136 Wakeboard Series + Host Velcro Black Bindings / 272415016
- Pitch Flex 140 Wakeboard Series + Host Velcro Black Bindings / 272415014
- Pitch Flex 144 Wakeboard Series + Host Velcro Black Bindings / 272415015

MATCHING HOST VELCRO BLACK BINDINGS ON PAGE: 41





DECLAN CLIFFORD, GUERRILLA, TNG

# GUERRILLA

SIZE / 137 / 142

The Guerrilla is the first-ever and still thinnest-ever flex board in Jobe's entire wakeboard range. It's a total cable park addict... Don't shred rails with it for a while and it WILL give you withdrawal symptoms! You simply HAVE to keep this ride glued to park rails at all times. It also comes with removable 6 inch slider fins, which make it more versatile in different styles of cable riding. Its armour base, nature core and ABS side walls make this THE most durable Guerrilla ever.



3-STAGE ABS SIDEWALL ARMOR BASE BLENDED CORE FLEX SLIDER FINS

## ORDER DETAILS

Guerrilla Flex Wakeboard Series / 271314007

Guerrilla Flex 137 Wakeboard Series + Host Velcro Black Bindings / 272615011

Guerrilla Flex 142 Wakeboard Series + Host Velcro Black Bindings / 272615012

MATCHING HOST VELCRO BLACK BINDINGS ON PAGE: 41







ROCCO VAN STRATEN, PROLIX, TNG

# PROLIX

SIZE / 134 / 138 / 143

The Prolix is THE new go-to favorite of intermediate riders! And for good reason; there's a lot to love about it! This new board in the lineup features a tried and true shape without molded fins, giving it a thin tip and tail... and what does a thinner tip and tail get you? Yes! More flex! We shaped the Prolix's tip and tail with a triple flat spot, making it super solid when pressing on rails. So go ahead, the Prolix can take it!

FLEX

HLT BASE

HYBRID

ROLLED EDGE

SLIDER FINS

SOLID CORE

TRIAxIAL

PRESS

## ORDER DETAILS

- Prolix Flex Wakeboard Series / 272515008
- Prolix Flex 134 Wakeboard Series + Click Bindings / 272615016
- Prolix Flex 138 Wakeboard Series + Click Bindings / 272615017
- Prolix Flex 143 Wakeboard Series + Click Bindings / 272615018

MATCHING CLICK BINDINGS ON PAGE: 40





# REVOLT

SIZE / 132 / 137 / 142

By now a true staple in Jobe's cable collection, the Revolt is known to be a super fun shred stick for intermediate to advanced riders. Its flat bottom and thin, full-wood nature core make the Revolt really flexible, extremely durable and lightning fast on rails! Everybody loves good pop and soft landings; let the Revolt give you what you need with its clean edges and responsive continuous rocker.



ABS SIDEWALL ARMOR BASE CONTINUOUS FLEX NATURE CORE SLIDER FINS

## ORDER DETAILS

Revolt Flex Wakeboard Series / 272515007

Revolt Flex 132 Wakeboard Series + Host Velcro Red Bindings / 272615013

Revolt Flex 137 Wakeboard Series + Host Velcro Red Bindings / 272615014

Revolt Flex 142 Wakeboard Series + Host Velcro Red Bindings / 272615015

**MATCHING HOST VELCRO RED BINDINGS ON PAGE: 41**



# PARADOX

SIZE / 118 / 124

Specially built for the youngsters!



SOLID CORE CROSSBREED CONTINUOUS MOLDED FINS PC FINS



## ORDER DETAILS

Paradox Wakeboard Series / 271314022

Size Vanity White Bindings: 4/7

Paradox 118 Wakeboard Series + Vanity White bindings / 278814012

Paradox 124 Wakeboard Series + Vanity White bindings / 278814012









# GRACE



SIZE / 127/ 134/ 138

Progress gracefully... And progressing is the one thing you will definitely do on Jobe's all-new 2015 Grace! Maxine's pro model is simply a match made in heaven for all you park rippers out there, ladies! With a bigger tip and tail, this board guarantees all the strength, consistency and balance you'll need when pressing on rails. Its aggressive 3-stage rocker give you ridiculous pop off kickers and this rocker combined with Grace's long, deep channels also allows you to really dig in that edge for your air trickery. So what are you waiting for?! Go hit up your local spot and shred with Grace!



## ORDER DETAILS

Grace Flex Wakeboard Series / 272315002

Grace Flex 127 Wakeboard Series + Grace Bindings / 272415005

Grace Flex 134 Wakeboard Series + Grace Bindings / 272415006

Grace Flex 138 Wakeboard Series + Grace Bindings / 272415007

MATCHING GRACE BINDINGS ON PAGE: 42







# TREAT

SIZE / 134 / 138

Bring it on! NO one's a threat to you now! The Treat is tailor made for intermediate to advanced girls! And for good reason; this new board in the ladies lineup features a tried and true shape without moulded fins, giving it a thin tip and tail... and what does that get you? Indeed! More flex! The Treat's tip and tail is shaped with a triple flat spot, making it super solid when pressing on rails. So go ahead, who dares to take on THIS Threat?!



## ORDER DETAILS

Treat Flex Wakeboard Series / 272515009

Treat Flex 134 Wakeboard Series + Charm Bindings / 272615019

Treat Flex 138 Wakeboard Series + Charm Bindings / 272615020

**MATCHING CHARM BINDINGS ON PAGE: 43**



# CLOUD

SIZE / 132 / 137

"Be on Cloud 9 with the super-tough on rails yet ultra-soft on landings Jobe Cloud. You'll fall in love with this board, whether you're a beginner or intermediate rider. But get your head out of the clouds and focus on shredding already! Built to last with ABS sidewalls to prevent wear and tear and a super strong all-wood nature core, the Cloud won't let you down. Its continuous rocker is fast yet poppy, so really... What's not to love?"



## ORDER DETAILS

Cloud Flex Wakeboard Series / 272515005

Cloud Flex 132 Wakeboard Series + Cloud Bindings / 272615009

Cloud Flex 137 Wakeboard Series + Cloud Bindings / 272615010

**MATCHING CLOUD BINDINGS ON PAGE: 43**







ALICIA BOISSON, TREAT, TNG



ALICIA BOISSON, CLOUD, TNG





# SIGN

SIZE / 41" / 104CM, 43" / 109CM

You're gonna want this thing signed, sealed and delivered to your skate spot like yesterday! This top of the line wakeskate boasts a clearly defined concave layup which blends perfectly with its 3-stage rocker. Don't be afraid to take on any rails or kickers with its super durable bottom design.



SOLID CORE

3-STAGE

ARMOR BASE

GRIP TAPE

## ORDER DETAILS

Sign Wakeskate / 271414001







# EXCEED

SIZE / 41" / 104CM, 43" / 109CM, 45" / 114CM

Ready to have your expectations exceeded?! This skate's high-concave EVA top and its 14-layer maple plywood laminate construction give intermediate skaters more control and stability when taking their shuvs 'n spins to the next level.



## ORDER DETAILS

Exceed Wakeskate / 271413002











# BINDINGS



BINDING TECHNOLOGY	36
BINDINGS MEN	38
BINDINGS WOMEN	42









# BINDING TECHNOLOGY

## 1 LAST

Creates the perfect fit. Nice and snug.

## 2 BASEPLATE

A reinforced nylon baseplate will keep you fixed and in direct control of your board.

## 3 TOE CAP

Determines the size of your binding.

## 4 FOOTBED

Soft ergonomic shaped footbed which absorbs energy overload on the water and gives you the comfort you want.

## 5 ACHILLES KIDNEYS

Locks your Achilles in place and helps keeping your ankle positioned properly to ensure proper foot placement and support.

## 6 REINFORCED EYELETS

Are extremely durable and ensure a smooth and tight fit that lasts.

## 7 REINFORCEMENT PATCH

Creates stiffness of the binding.

## 8 M6 SCREWS

With M6 screws you'll have the strongest, tightest, and most controlled binding to board setup anywhere.

## 9 STIFFY PLATES

Prevents the baseplate from bending and gives you ultimate control.

## 10 LACES

Reinforced laces. Keep it tight!

## 11 TOOLS

The numbers tell the tale!

## 12 LACE LOCK

For easy entry / exit of the binding.









# CONFLICT

SIZE / 4.5 - 5 / 6 / 7 - 7.5  
8 - 8.5 / 9 / 10 / 11 - 12

Julian's 2015 Conflict bindings are quite the opposite of the man himself; they're super stiff and firm, whereas Julian is real chill and relaxed. The Conflicts also give you tons of support, while Julian couldn't even spot you a twenty! The Conflicts do have one thing in common with their creator though; they're both simply the best to ride with! And as far as that support thing goes... Julian added an extra heel support inside the liner to make up for that.



## ORDER DETAILS

Conflict Bindings / 399015004

# LIBERTY

SIZE / 4.5 - 5 / 6 / 7 - 7.5  
8 - 8.5 / 9 / 10 / 11 - 12

The Liberty bindings are high cut and wrap around your ankles and feet nice and snug, giving you all the support you need to go all out everytime you ride! These stiff boots with dual laces, extra heel support inside the liner and an ultra-durable overlay material set itself apart from the rest of the competition. The Liberties are like no other, you really have to see it to believe it! So stop day dreaming! Get out there!



## ORDER DETAILS

Liberty Bindings / 399015002







# MADDOX

CREME / BLUE

SIZE / 7 - 7.5 / 8 - 8.5  
9 / 10 / 11 - 12

Austin's pro model bindings bring industry-leading technology to your feet. The Maddox boots are custom and tailor made with a super comfy semi-flex material hugging your feet with an extra heel support inside the liner. Its replaceble velcro strap lets you choose if you want a lace or velcro strap on the top of your binding. Try on a pair of Maddox bindings today!

- 

STRAPS
- 

CMFRT INSOLE
- 

KIDNEYS
- 

LACE BASE
- 

FOOT CLOUD
- 

M6 SCREWS
- 

HEELSYSTEM
- 

STRTCH 'N' FLX

## ORDER DETAILS

Maddox Creme Bindings / 393015001

Maddox Blue Bindings / 393015007





# CLICK

SIZE / 4.5-5/ 6/7-7.5  
8-8.5/ 9/ 10/ 11-12

The 2015 Clicks are a super stiff, yet low-cut pair of bindings with an innovative design and resultantly incredible performance. Since the Clicks' first introduction, Jobe engineers have been perfecting this go-to binding for next level riders. The bindings' integrated inner liner provides a super solid and dependable foothold. The Clicks' ultra strong and durable semi-flex material continues to impress riders everywhere. Experience it for yourself, get a pair of Clicks NOW!



## ORDER DETAILS

Click Bindings / 393015003

# HOST

DUAL LACE

SIZE / 4-7/ 7.5-11/ 11-14

Jobe's all new Host bindings welcome you to a world of comfort! Outfitted with Dual Laces, this pair of bindings is as comfortable as it is flexy and eye catching! Jobe's most high end open toe bindings provide all the support you'll ever need.



## ORDER DETAILS

Host Dual Lace Bindings / 393115001







# HOST

RED / BLACK

SIZE / 4-7 / 7.5-11 / 11-14

Jobe's all new Host bindings welcome you to a world of comfort! Outfitted with re-designed velcro straps which are built directly into the boot, this pair of bindings is as comfortable as it is functional and eye-catching! Jobe's most high end open toe bindings provide all the strength you'll ever need.



## ORDER DETAILS

Host Velcro Red Bindings / 393115006

Host Velcro Black Bindings / 393115002



ROCCO VAN STRATEN, HOST BLACK, TNG





# GRACE

ORANGE / MINT

SIZE / 6 - 7W0 / 8W0 / 9 - 9.5W0

Courage is grace under pressure. Maxine's new Grace bindings stay true to her signature sneaker look. These bindings are outfitted with dual laces for that secure and comfortable fit you've come to expect from Maxine's line. Choose the best women's boot on the market... But remember: Beauty without grace, is the hook without the bait. So don't just ride, throw down and make it look GOOD. Just like Max! No pressure.



CMFRT INSOLE



KIDNEYS



LACE BASE



FOOT CLOUD



M6 SCREWS



STRTCH 'N' FLX

## ORDER DETAILS

Grace Orange Bindings / 393015005

Grace Mint Bindings / 393015006



MAXINE SAPULETTE, GRACE ORANGE, TNG







# CHARM

SIZE / 5 - 8W0 / 8 - 11W0

Women's wakeboarding, recreationally and competitively, has been on the rise in recent years... and that's an understatement!! To be frank, girls have simply been killing it lately. This deserves gear that can keep up with its times! Made by ladies for ladies, they come outfitted with 3 super sturdy velcro straps, and like the Charm board, the Charm bindings ride as good as they look! The Charms are waiting for you, are you ready for the Charms? Bring it on!



## ORDER DETAILS

Charm Bindings / 393115003

# CLOUD

SIZE / 5 - 8W0 / 8 - 11W0

"From landings soft as clouds, to a design light as air, the Cloud bindings make everything feel so easy and effortless. Jobe designed these open toe boots to match every girl's wakeboard in the lineup. Don't leave your head up in the clouds for too long... remember you're still shredding out there!"



## ORDER DETAILS

Cloud Bindings / 393115004













# ACCESSORIES



BAGS	48
PROTECTIVE GEAR	49









# BAGS



1



2



2



3



5



6



4

## 1 WAKE TRAILER BAG

SIZE / 61X16X8"/154X40X20CM  
221313001

Top of the line! This fully padded, heavy duty polyester bag features strong webbing handles for easy transport and all-terrain wheels for stability on any surface. Its inner pockets are perfect for your towels, wetsuit, vest or anything else you need for a day of riding. It's made to fit multiple wakeboards and wakeskates with its board security straps for safe handling.

## 2 PADDED WAKEBOARD BAG

SIZE / FITS ALL  
JOBE WAKEBOARDS

This fully padded, heavy duty polyester bag features strong webbing handles for easy transport. It's made to fit all Jobe wakeboards and comes with an added space on top to store wakeboard with mounted bindings. The hidden padded backpack straps make it easy to carry and its extra compartments are perfect for any additional gear.  
Men (221313002) Women (221313004)

## 3 BASIC WAKEBOARD BAG

SIZE / 56"/142CM  
221313003

This heavy duty polyester bag features an extra-long zipper for easy access and water drains so that it's fast drying.

## 4 BACK PACK

SIZE / 18X13X6"/45X33X14CM  
224313002

This polyester backpack's basic construction allows tonnes of space inside! It includes a compartment for laptops up to 17" and comes with extra padding in the back, bottom and shoulder straps.

## 5 PADDED WAKESKATE BAG

SIZE / 43"/109CM  
221413001

This fully padded, heavy duty polyester bag features strong webbing handles and an extra-long zipper for easy access. The hidden padded backpack straps make it easy to carry and its extra-large compartment is perfect for your skate shoes.

## 6 WET GEAR BAG

220013001

Keep your wet vest, suit and more gear in a dry, quick and easy way. This heavy duty and waterproof tarpaulin circle bag has a cord drawstring closure and two webbing handles so that it's easy to carry.





# PROTECTIVE GEAR



## SLAM WAKE HELMET

SIZE / XS/S/M/L/XL

Jobe's Slam helmets come in brand spanking new colours in 2015! The Slam features a side divider made from ever-lasting Duraflex® and comes with a decal sheet for you to satisfy your customisation urges.

Green (370015002)	Red (370014001)
Black (370014003)	Blue (370014002)
Pink (370014005)	Gray (370014004)



REAR ADJUST



ADJUST STRAP



CE APPROVED



FIT PADS



EARPADS

## KNEEBRACE WITH FLEX. REINFORCEMENT

SIZE / M/L/XL  
300810014

Prevent injuries and support your knees and legs with this unique wrap-around knee brace. Made with super strong Velcro and hinge straps for extra fit and support.



## BACK SUPPORT

SIZE / S/M/L/XL  
300801013

This fully adjustable torso back support helps to prevent injuries when performing no-holds-barred stunts!





# WETSUITS/ VESTS



WETSUITS MEN	52
WETSUITS WOMEN	58
VESTS MEN	62
VESTS WOMEN	64













**IMPRESS TEMP**  
**5/4/3**

SIZE / S/M/MT/L/LT/XL/XXL  
303515009

You are the best, so wear the best! And the best means the industry's best! This suit's featured cross chest zip makes for the easiest entry ever, while keeping cold water at bay. Its quick-dry Aqua Killer thermo liner makes it the warmest, softest AND fastest drying suit out there!

 5.0/4.0/3.0MM	 NIP CROSS	 H2O LOCK	 HYDROPHOBIC	 ATOM KNEE+	 XTEND FORCE	 WDS	 AQUA KILLER
 DETACH ANKL	 NUCLEAR	 DRY LOCK	 AQUA BLOCK	 TALL SIZES			


**IMPRESS TEMP**  
**4/3**

SIZE / S/M/L/XL/XXL  
303515003

Dress to Impress! This 4/3 mm steamer looks the part and comes with Jobe's best flex and warmest thermo. Stay nice n toasty.

 4.0/3.0MM	 NIP ZIP	 H2O LOCK	 HYDROPHOBIC	 ATOM KNEE+	 XTEND FORCE	 GYMNAST	 PARTIALLY MELTDOWN
 WDS	 DETACH ANKL	 NUCLEAR	 DRY LOCK				





### IMPRESS EXEC 3/2 GBS FRONT ZIP

SIZE / S/M  
/MT/L/LT/XL/XXL  
303515010


No matter how rough the water conditions get, you got this. Like a BOSS! This super strong and stretchy suit uses the H2O lock construction, which allows zero water in at the stitch lines. Its inside fabric is 100% soft and warm thermo.



### IMPRESS EXEC 3/2 GBS BACK ZIP

SIZE / S/M/L/XL/XXL  
303515011

This super strong and stretchy suit with H2O lock construction, lets zero water in at the stitch lines. Its inside fabric is made from 100% soft and warm thermo. Rock the traditional back zipper, too...



### IMPRESS EXEC SHORTY 3/2 GBS

SIZE / S/M/L /XL/XXL  
303615008

You got this! This super strong and stretchy shorty uses the H2O lock construction, which allows zero water in at the stitch lines. Its inside fabric is 100% soft and warm thermo.







**IMPRESS REMIX**  
**3/2.5**

SIZE / S/M/L/XL/XXL  
303515004

This suit has improved flex and a partially soft and warm thermo material inside.  
Always improve!



**IMPRESS REMIX**  
**SHORTY 2.5/2**

SIZE / S/M/L/XL/XXL  
303615001

This shorty has improved flex and a partially soft and warm thermo material inside.  
Always impress!







## IMPRESS STUD

3/2.5

SIZE / S/M/L/XL/XXL  
303615005

What's your best look? Doesn't matter! This shorty long sleeve can rock looks for ya! Stud.



## IMPRESS SHORTY F-FLEX LONG SLEEVE MEN

SIZE / S/M/L/XL  
303614010








JULIAN COHEN







### IMPRESS MISTRESS 3/2 GBS FRONT ZIP

SIZE / S/M/L/XL  
303515007


Zip it up! Up front, that is... This super strong, stretchy and soft suit with chest zipper uses the H2O lock construction, which allows no water to come in through the stitch lines, keeping the inside thermo 100% warm. Work it!



### IMPRESS MISTRESS 3/2 GBS BACK ZIP

SIZE / S/M/L/XL  
303515006

Show 'em what you got! Feel sexy in this super strong, stretchy and warm suit! It's made with a H2O lock construction, which allows no water in at the stitch lines. The inside fabric is also 100% soft and warm thermo. Try it, you'll be impressed!




### IMPRESS MISTRESS SHORTY 3/2 GBS

SIZE / S/M/L/XL  
303615006

Show 'em what you got! This super strong, stretchy and warm shorty with H2O lock construction, allows no water in at the stitch lines. The inside fabric is also 100% soft and warm thermo. Try it, you'll be impressed!







**IMPRESS UNIVERSE**  
**3/2.5**

SIZE / S/M/L/XL  
303515015

Align with the Universe and become one with the elements your in... something money can't buy. This suit, however, is surprisingly affordable! Feel the improved flex neoprene!




**IMPRESS UNIVERSE**  
**SHORTY 2.5/2**

SIZE / S/M/L/XL  
303615011

Align with the Universe and become one with the elements your in... something money can't buy. This shorty, however, is surprisingly affordable! Feel the improved flex neoprene!





**IMPRESS FIERY****5/4/3**SIZE / S/M/L/XL/XXL  
303515002

Only the best for you! This super hot suit features the thickest neoprene and warmest thermo, with 3 mm neoprene sleeves for the optimum flex and best range in motion.

**IMPRESS BEACHBUM****3/2.5**SIZE / S/M/L/XL  
303615010

This is THE top of the line girls suit! LOVE the bright colours and shorts design... Enjoy maximum flex, partially thermo liner inside and the H2O lock construction, keeping you nice n toasty.







ALICIA BOISSON





## IMPRESS HEAT DRY COMP VEST MEN

SIZE / XS/S/M/L/XL

554015006

This vest features a special-made thermo on the inside which dries much quicker than any other regular vest. It drains water as soon as you're out of the water... don't be surprised if you end up riding dry!



## IMPRESS HYBRID COMP VEST MEN

SIZE / S/M/L/XL

554015004

This vest sports a YKK zipper which is covered with a unique magnet closing. Best comp vest ever!




## IMPRESS COMP VEST MEN FLEX

SIZE / XXXS/XXS/XS/S/M/L/XL

554015005

This comp vest boasts added flex panels, making it feel like you're barely wearing a vest! AND it's reversible, so it's like 2 vests for the price of 1! Wear it grey on one side or orange on the other! Choices, choices...



KIDS SIZE AVAILABLE





**IMPRESS 3D  
COMP VEST MEN**

SIZE / XXS/XS/S/M/L/XL/XXL  
554015003

Stay classy my friends... Style it out in this classic black and nautical blue comp vest with magnetic buckle!

MAGNET

COMP VEST

YKK FRNT ZIP

SPARTAN FAB

PVC FOAM

SLACK PANELS

FOAM SIDE

R.O.M. HOLES

INT WEBBING

WDS



**IMPRESS SEGMENTED  
NEO VEST MEN ORANGE**

SIZE / S/M/L/XL/XXL  
244915026

This lightweight and comfy vest is made with spartan fabric, which combines soft neoprene with foam. It absorbs less water and is super fast drying. It's THE choice for your day in the surf!

50N ISO

YKK FRNT ZIP

SPARTAN FAB

PVC FOAM

SLACK PANELS

FOAM SIDE

R.O.M. HOLES

INT WEBBING

D-RING

WDS



**IMPRESS SEGMENTED  
NEO VEST MEN BLUE**

SIZE / S/M/L/XL/XXL  
244915024

This lightweight and comfy vest is made with spartan fabric, which combines soft neoprene with foam. It absorbs less water and is super fast drying. It's THE choice for your day in the surf!

50N ISO

YKK FRNT ZIP

SPARTAN FAB

PVC FOAM

SLACK PANELS

FOAM SIDE

R.O.M. HOLES

INT WEBBING

D-RING

WDS






## IMPRESS GRACE COMP VEST WOMEN

SIZE / XS/S/M/L/XL

554115003

This comp vest is designed by Jobe Pro rider Maxine Sapulete and made just for the ladies! A PERFECT match with Maxine's Grace wakeboard and bindings.




## IMPRESS COMP VEST WOMEN

SIZE / XS/S/M/L

554115004

Front zipper, easy entry. Large arm holes, maximized range in motion. Feel and look GOOD at your next comp!




## IMPRESS HEAT DRY COMP VEST WOMEN

SIZE / XS/S/M/L/XL

554115002

This vest features a added flex zones and a special made thermo on the inside which dries much quicker than any other regular vest. It drains as soon as you're out of the water... don't be surprised if you dry up while riding!







## IMPRESS 3D COMP VEST WOMEN

SIZE / S/M/L/XL  
554115005


Zip up, buckle up... And off you go! This vest boasts a brand new and super easy magnetic buckle closure. Doesn't get any quicker than this!



## IMPRESS NEO VEST WOMEN

SIZE / S/M/L/XL/XXL  
244915011

This revamped vest for women features a segmented back panel for extra range in motion... totally awesome when out on the water! Its spartan fabric is a soft and comfy neoprene which also dries super fast... totally awesome! When? Always!



## IMPRESS NEO VEST YOUTH

SIZE / S-M /L-XL/XXL/XXXL  
244915025

THE coolest kids vest, like ever! And super comfy too, because it's made with the softest neoprene. Totally rad!





# WETSUITS YOUTH







**1 IMPRESS REBEL**  
**4/3**

SIZE / L/XL/XXL/XXXL  
303515024

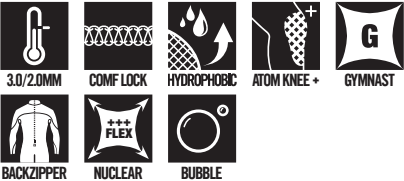
This is our thickest youth suit available, with a 4 mm thick chest panel and 3 mm for the arms and legs. Don't lose warmth over freedom of movement. And don't waste money on any other kids' suit ever again!



**2 IMPRESS REBEL**  
**3/2**

SIZE / L/XL/XXL/XXXL  
303515025

This is THE most flexible kids wetsuit in our lineup, made to impress and fit many different ages. Don't just rebel, do it looking GOOD!



**3 IMPRESS REBEL**  
**SHORTY 2.5/2**

SIZE / L/XL/XXL/XXXL  
303615023

This is THE most flexible kids shorty in Jobe's lineup, made to impress and fit many different ages. Don't just rebel, do it looking GOOD!





# APPAREL



BOARDSHORTS MEN	70
BOARDSHORTS WOMEN	70
TEES AND MORE	71









### 1 IMPRESS BOARDSHORT HYBRID MEN

SIZE / S/M/L/XL/XXL  
314015002

This walking shorts model is made from the most premium fabric with a fit perfect for a day at the beach and an evening at the bar! These boardshorts feature belt loops and front & back pockets, so you can wear them in and out of the water!



BS-4D LIGHT N' DRY 20 INCH

### 2 IMPRESS BOARDSHORT WS TECH MEN

SIZE / XS/S/M/L/XL  
314015008

This is the most high end boardshort in the Jobe range. It features diamond seam technology which makes rashes a thing of the past. It's H2O repellent fabric makes it dry faster.



LIGHT N' DRY BS-4D H2O RPPLNT DIAMOND 17 INCH DRAWCORD

### 3 IMPRESS SWIMSHORT MEN

SIZE / S/M/L/XL/XXL

This swim short is the shortest model in the Jobe range. This boardshort's plain and simple design is taking mix and match to the next level.

Blue (314015007) Orange (314015001)  
Black (314015003)



LIGHT N' DRY DRAWCORD STASH POCK 16 INCH

### 4 IMPRESS BOARDSHORT WOMEN

SIZE / XS/S/M/L/XL  
314115002

This military boardshort features a back pocket with velcro closing and a mesh water drain which makes the boardie dry in a quicky. Roger that!



LIGHT N' DRY BS-4D DRAWCORD

### 5 IMPRESS BOARDSHORT REBEL

SIZE / S/M/L/XL/XXL  
314215001

This youth boardshort comes in bright blue and orange and with it's stylish design it's perfect for your fashion-loving child. Because children know what to wear!



LIGHT N' DRY DRAWCORD





1



2



3



4



5



6



7



8



9

## 1 TECHNICAL JACKET

SIZE / S/M/L/XL/XXL  
310012031

This high quality sport jacket is made out of a wind and waterproof fabric. Its fleece lining provides extra warmth on cold days. It features an inside Mp3 pocket, a water-proof zipper, detachable hood, 100% taped seams and Velcro cuffs.

## 2 HOODED SWEATER MEN

SIZE / S/M/L/XL/XXL  
565215001

Stay comfy and warm in Jobe's sweater... Perfect for starry skies and bonfire kinda nights.

## 3 IMPRESS RASH GUARD LOOSE FIT

SIZE / S/M/L/XL  
544015001

Wear it as a rash guard, wear it as a shirt... it looks great either way!



## 4 TANKTOP MEN

SIZE / S/M/L/XL/XXL  
565115001

This men's tanktop boasts a tough design with a loose fit and extra large armholes. Equally great to wear out on the water and as casual wear!

## 5 TANKTOP WOMEN

SIZE / S/M/L/XL/XXL  
565115002

This ladies tanktop sports a feminine, yet comfortably loose fit. Perfect as both active AND casual wear!

## 6 IMPRESS T-SHIRT MEN

SIZE / S/M/L/XL/XXL  
565115006

This brand new Jobe t-shirt is sure to make heads turn, no matter when and where you rock it!

## 7 T-SHIRT LOGO MEN

SIZE / S/M/L/XL/XXL

A new fit and design to an old favourite! Represent in style!

Black (565115003) Red (565115004)  
Grey (565115005)

## 8 T-SHIRT WOMEN BLACK

SIZE / XS/S/M/L/XL/XXL  
565115007

Flaunt a super cute, all new design in this fitted pink V-neck ladies t-shirt!

## 9 CAP MEN GREEN

SIZE / S/M/L/XL  
564415001

Rock this Jobe cap. Represent!



# ICONS/ SIZE SCHEDULES

## WAKE



CONTINUOUS

A smooth and continuous rocker arch provides fast, smooth rides and allow you to turn more easily. You can also generate a lot of speed on a continuous rocker wakeboard while eliminating edge-bounce felt by a 3-stage rocker. Speed plus a very predictable pop (height) will shoot you further out into the flats. Continuous rocker wakeboards are really great for carving, especially on those glassy-smooth mornings. The difference in rocker/fin reflects variation in the size.



3-STAGE

Angled with a "flat spot" in the centre. A wakeboard with a 3-stage rocker features three distinct planes on the bottom of the board. A 3-stage rocker causes your wakeboard to respond with more pop (height) when you hit the wake. Boards with a 3-stage rocker have a flat spot that makes the pop off the wake intense and gives slightly longer hang time before landing. One thing is for sure, if you love massive air the 3-stage is for you!



HYBRID

The "hybrid rocker" features a blend of "continuous" and "three-stage rockers" and brings the best of both worlds: fast pop and consistency. The aggressiveness of the 3-stage rocker and the stability of the continuous rocker is the perfect combination that makes these boards fast and stable.



BLENDED CORE

"The Blended Core creates a marriage between the wood and PU. It's made from flexible Paulownia wood and PU, which provide the ultimate combination between flex and strength. These are excellent characteristics for both boat and wake park riders."



ARMED CORE

Molded polyurethane core with built in ABS/plastic reinforcements inside the base rails and the moulded in fins to help the board sustain and survive better through rail grind and other park usage. ABS is a very strong and durable thermoplastic.



NATURE CORE

Strong, durable, and solid full wood construction that offers a board controlled flex on obstacles and absorbs hard blows on the water.



SOLID CORE

Functional and reliable molded polyurethane core. This has been widely used in low to high-end wakeboards and continues to remain an industry standard today.



TRIAxIAL

This special fiberglass weave has fibres that have been positioned in three angles (0°/ +45°/ -45°) in addition to running nose to tail. It reduces weight and allows for flex and torsion. Triaxial fiberglass fabric is a high strength stitch bonded product.



PLYWOOD

Uses a strong, lightweight wooden board consisting of several layers glued and pressed together with the direction of the grain alternating for enhanced strength and durability.



FLEX

Technology that creates flexibility in the tip and tail of a wakeboard. This characteristic makes tip and tail landings softer and makes it easier to press on a rail.



HLT BASE

Stands for High Impact Technology. Sintered damage-resisting base, slightly harder than the Armor Base that makes it even faster on obstacles. This is the most high-end base that you can get when your goal is to hit as many sliders and kickers as you can.



ARMOR BASE

Our Armor Base features protective sintered construction that is built to last and resists much more damage by sliders and kickers than any other regular wakeboard base. This base vastly increases durability while retaining speed for obstacles.



ABS SIDEWALL

ABS is a thermoplastic material used as sidewall construction that primarily functions to protect the core and edge from damage. This sidewall makes a board durable and resistant to sliders and kickers without adding extra weight.



CROSSBREED

We took the best of both worlds and put them together to form "The Crossbreed". The Crossbreed features a "Rolled edge" at the midsection which blends into sharp end rails towards the tip and tail for more "edge hold" and aggressive cuts. The "rolled edge" midsection allows for easier turning and prevents damage to the edges.



TRI-TECH

The unique technology reduces wear by hitting obstacles because of the three identical and completely flat areas next to each other on the center of the base where boards are normally subject to abuse.



PRESS

Our Press Technology is used to add additional surface area to the board in specific areas to help maintain speed and stability on both rails and kickers.



ROLLED EDGE

Helps to prevent the board from splitting at the edges. The rolled edge positions the seams of the edges at the top-side of the board instead of at the base. This way you can hit "kickers" and "sliders" without any worries.



BIAxIAL

Biaxial fiber is woven in two directions. It reduces weight and creates the right amount of flex and strength.



SLIDER FINS

Nylon with fiberglass reinforced slider fins with a flat top design which prevents board damage by obstacles.



MOLDED FINS

Integrated fins that improve the boards grip in the water and provide stability when landing.



PC FINS

React quickly and provide a better overall "edge hold".



PLASTIC FINS

"A quick releasing and reacting profile that offers better edge hold and a smooth release."





## BINDINGS



FOOT CLOUD

Three levels & blends of foam provide a precise performance, superior impact resistance & pro level support. With the custom like fit, this is the liner your feet are screaming for.



LACE BASE

Handy side pocket(s) to firmly store the lace pull handles.



DUAL LACE

Offers better support & fit because you can tighten and loosen the laces on the upper ankle and/or foot independently.



STRAPS

Three 1.8"/ 4.5 cm heavy duty Velcro straps deliver a fast, energy saving binding entry/exit.



HEELSYSTEM

Our Heelsystem gives you the extra support needed to help eliminate heel lift and keep your movements as responsive as possible.



KIDNEYS

Locks your Achilles in place and helps keep your ankle positioned properly to ensure proper foot placement and support.



STRETCH N FLX

The flexible panel on the heels and/or ankles allows for all the necessary extra movements you need during a ride once you're wrapped into a rigid binding.



PULL LOOPS

Allows you to clinch down the laces to be completely locked in.



COMFT INSOLE

Soft ergonomic shaped foot bed that absorbs energy overload on the water and gives you the comfort you want.



ADJUSTABLE

For a large range of various foot sizes.



M6 SCREWS

The new M6 standard changes the game for wakeboarding. The metric thread on the new M6 hardware means the insert in the boards can be smaller. This means we have way more room for activities!

## VESTS



YKK SIDE ZIP

"Short zipper on the side of the vest. Unobtrusive, comfortable and easily removable. The perfect blend."



COMP VEST

A Non-Approved vest that gives you extra protection on the water. Its non-restricting shape is designed for maximum freedom of movement. The vest itself is lightweight and fits like a second skin. Note that this is NOT an Approved life jacket or floating device.



SLIDE IN

Pullover Comp Vest without a zipper for maximum flexibility and comfort. \*Also available with partial zip enclosure.



NUCL FLEX

Our most technologically advanced neoprene! We use it on Competition vests to get the best fit, comfort, and freedom on the water.



PVC FOAM

Soft and comfortable foam that gives you the buoyancy that is needed to keep you afloat.



SLACK PANELS

Split foam panels that gives you extra flexibility and mobility where needed.



FOAM SIDE

Extra foam panels at the side of the vest for additional protection.



WDS

Our custom water drain system makes sure that the vest drains all the water quickly thereby drying even faster and remaining lighter than ever.



BS CNCTR

2 small loops to connect your boardshorts with your vest so that the vest stays in position.



HYPERFLEX

Extra flex panels built into the vest made out of flex fabric to give you more comfort and freedom of movement.



YKK FRNT ZIP

"A front zipper to easily get the vest on and off."



SPARTAN FAB

Provides the already amazing comfort of neoprene, while absorbing less water. It's super light and fast-drying. Perfect for the active Spartan warrior.



R.O.M. HOLES

Armholes that allow an extended RANGE OF MOTION for ultimate freedom of movement



REVERSIBLE

This product is reversible! Now you can quickly change the look of your leggings without having to purchase a different pair. This also eliminates the need to flip your leggings inside out after taking them off to dry. Fashion meets function!





MAGNET

Our magnetic closing is used for a quick and strong hold.



INVISIBLE WEBBING

Completely or partly hidden webbing straps for more safety and a cleaner look.



50N ISO

50N floating device, CE-approved according to ISO 12402.5.



D-RING

Attachment for emergency cord.



NEO FABRIC

Soft neoprene fabric that provides maximum comfort.

## WETSUITS



5.0/4.0/3.0MM

Our thickest wetsuit offers a maximum 5.0 mm neoprene on your back and chest panel and a very comfortable 4.0 mm/3.0 mm on the arms and legs. This is the ultimate suit, perfect for cold winter days.



4.0/3.0MM

Our thicker wetsuit offers a maximum 4.0 mm neoprene on your back and chest panel and a very comfortable 3.0 mm on the arms and legs. This is the ultimate suit, perfect for winter and early spring days when you need added warmth.



3.0/2.5MM

"When the water is cold the 3.0 mm chest and back panel keeps you warm. The legs and arms are protected too with 2.5 mm neoprene."



3.0/2.0MM

3.0mm neoprene on the chest and back gives you our best protection from the elements and the slightly thinner 2.0mm neoprene on the legs and arms provides maximum freedom of movement.



2.5/2.0MM

2.5 mm neoprene on the chest and back gives you extra protection from the elements and the slightly thinner 2.0 mm neoprene on the legs and arms provides maximum freedom of movement.



NIP ZIP +

This Nip Zip + is pretty much our original Chest Zip on steroids. It utilizes the same high-quality YKK Front zipper construction as our original Chest Zip which is positioned above the chest panel that keeps you dry without restricting flexibility. Where it all changes is where we utilise a rolled seal in combination with an adjustable pull strap for the best water resistance money can buy. Opening on one side to reduce water from coming in.



NIP CROSS

"Our diagonal Nipzip construction technology which opens from one side makes the suit more flexible because there is less resistance from the zipper and helps keep your lower back free from dangling strings that can interfere with a crucial handlepass. The high quality YKK zipper can be opened completely for easy entry and rolled seals are used to block water from entering."



BACKZIPPER

"Our diagonal Nipzip construction technology which opens from one side makes the suit more flexible because there is less resistance from the zipper and helps keep your lower back free from dangling strings that can interfere with a crucial handlepass. The high quality YKK zipper can be opened completely for easy entry and rolled seals are used to block water from entering."



BACKZIP SHIRT

Easy entry backzipper. The original!



HYDROPHOBIC

Hydrophobic Skin panels on the outside of the suit and jacket are strategically positioned to help maintain warmth and repel water.



NUCLEAR

Our most technologically advanced neoprene! We use it on Competition vests to get the best fit, comfort, and freedom on the water.



ATOM

Second runner up to the original; the Nuclear Flex- still offers exceptional freedom of movement and warmth.



GYMNAST

Gymnast Construction is as flexible as you can get! Large one-piece panels and minimum use of seams give the ultimate in flex and comfort.



AQUA KILLER

Our Aquakiller thermo utilises a quick dry material which helps wick water away from the skin and keep you warmer and more dry than ever.



AQUA BLOCKER

Our Aqua Blocker Print helps block water entry from the top of the wetsuit where needed most. Keep the heat; lose the water!



100% MELTDOWN

Full 100% meltdown thermo lining is used for maximum flex, warmth and comfort.



ANTI CHILL

Our backup shield is strategically placed in front of the backzip to ensure water never enters your suit.



PARTIALLY MELTDOWN

Looking for even more warmth and comfort? This extra warm thermo with partial Meltdown lining makes sure that you stay warm so you can keep going longer during cold weather conditions.



XTEND FORCE

Better than ever this stretchy, waterproof, and super strong seam uses GBS construction combined with an extra fluid rubber tape on the outside for added durability.



H2O LOCK

This is a combination between glued, blind-stitched and taped seams. First the seams are glued, after that they are blind stitched and finally taped on the critical areas. This technology allows the seams to block water entry on every level and keep you warm and dry at all times.





A comfortable stitch construction that is soft on bare skin and super strong.



Are designed to prevent water entry by utilising double or single barriers which also help keep your suit in position.



This ultra-resistant and ultra-high endurance kneepad is designed to keep your wetsuit lasting for years. This technology is designed for extreme movement and flexibility with added padding from the original Atomic Knee.



This system uses perforated neoprene that allows water to flow effortlessly through the suit to help drain and dry quickly.



Our detachable ankle strap helps make your wetsuit fit better at the ankles to prevent water entry no matter how bad the conditions get.



These rolled seals are tight to keep cold water out and warm water in.



Dry Lock wrist cuffs are used to keep water out by providing a snug yet comfortable fit that countours strategically to repel water entry during impact. This is the creme of the crop.



What if you like this suit but you would like to have it as a long sleeve model with short legs? No problem! With this suit you have the option to cut the leg just above the knee or just below without any damage. Check the marking on the inside of the suit and cut the marked line. Just remember, there's no going back!



We didn't forget about the giants! Our tall sizes are made to have a length suitable for taller participants.

## CASUAL WEAR



Super flexible 4Dstretch fabric for the ultimate freedom of movement, 86% polyester/14% spandex.



Lightweight and fast-drying.



Our 20 inch boardshorts are made to sit slightly on the knee for the tall-boys without sacrificing mobility or comfort.



Our 17 inch boardshorts are the industry standard. Not too long and not too short. As Goldilocks would say; this one's just right.



Our 16 inch boardshorts are cut slightly shorter to offer greater mobility on the water.



Don't want to walk around in wet shorts all day? These featherweight board shorts with super flexible H2O Repellent stretch fabric dry incredibly fast due to their water repellent coating.



This ultra strong non-stitch construction makes rashes a thing of the past. The Diamond seams are incredibly comfortable and won't reduce the 4D fabric elasticity. The Diamond welded side pocket makes sure that there is no irritation or rubbing on the skin.



"Silicon printed draw cord for extra grip and security during extreme sessions."



Keeps your keys safe during the most intensive watersports activities.



"Comfortable gymnast stretch fabric is soft and perfect for all water sports activities."



"This UPF50+ fabric provides Maximum Ultraviolet Protection."



## WAKEBOARDS

	CONFLICT	CONFLICT	CONFLICT	CONFLICT	CONFLICT	LIBERTY	LIBERTY	PITCH	PITCH	PITCH	GUERRILLA	GUERRILLA
LENGTH	127	134	138	142	145	135	140	136	140	144	137	142
INSERT SETUP	6"	6"	6"	6"	6"	6"	6"	6"	6"	6"	6"	6"
TIP/TAIL WIDTH	28,5	30,3	30,5	31,7	31,7	30,6	31,6	28,3	29	29,7	32,5	33,5
CENTER WIDTH	38,9	41,3	42,1	43	43	42,5	43,5	42	43,2	44,3	45	45,5
ROCKER + HEIGHT	2,3/3-STAGE	2,6/3-STAGE	2,7-STAGE	2,95/3-STAGE	3,0/3-STAGE	2,6/HYBRID	2,7/HYBRID	2,6/CONTINUOUS	2,7/CONTINUOUS	2,8/CONTINUOUS	2,32/ 3-STAGE	2,52/3-STAGE
BOARD LEVEL	ADVANCED	ADVANCED	ADVANCED	ADVANCED	ADVANCED	ADVANCED	ADVANCED	ADVANCED	ADVANCED	ADVANCED	ADVANCED	ADVANCED
RIDER WEIGHT KG	23-55	41-77	59-90	75 AND UP	80 AND UP	41-77	75 AND UP	41-77	59-90	75 AND UP	63-95	75 AND UP

## WAKEBOARDS

	PROLIX	PROLIX	PROLIX	REVOLT	REVOLT	REVOLT	GRACE	GRACE	GRACE
LENGTH	134	138	143	132	137	142	127	134	138
INSERT SETUP	6"	6"	6"	6"	6"	6"	6"	6"	6"
TIP/TAIL WIDTH	26,5	27,25	28	27,5	29	31,12	28,5	30,3	30,5
CENTER WIDTH	41	41,8	42,5	41,4	42,42	43,5	38,9	41,3	42,1
ROCKER + HEIGHT	2,6/HYBRID	2,7/HYBRID	2,8/HYBRID	2,4/CONTINUOUS	2,5/CONTINUOUS	2,6/CONTINUOUS	2,3/3-STAGE	2,6/3-STAGE	2,7-STAGE
BOARD LEVEL	INTERMEDIATE/ADVANCED	INTERMEDIATE/ADVANCED	INTERMEDIATE/ADVANCED	ADVANCED	ADVANCED	ADVANCED	ADVANCED	ADVANCED	ADVANCED
RIDER WEIGHT KG	45 - 76	64 - 94	75 AND UP	32 TO 64	63-95	75 AND UP	23-55	41-77	59-90

## WAKEBOARDS

	TREAT	TREAT	CLOUD	CLOUD
LENGTH	134	138	132	137
INSERT SETUP	6"	6"	6"	6"
TIP/TAIL WIDTH	26,5	27,25	27,5	29
CENTER WIDTH	41	41,8	41,4	42,42
ROCKER + HEIGHT	2,6/HYBRID	2,8/HYBRID	2,4/CONTINUOUS	2,5/CONTINUOUS
BOARD LEVEL	INTERMEDIATE/ADVANCED	INTERMEDIATE/ADVANCED	ADVANCED	ADVANCED
RIDER WEIGHT KG	41-77	59-90	32 TO 64	63-95

\*I/A = Intermediate / Advanced, \*A/C = Advanced / Continuous, \*B/A = Beginner / Advanced

## WAKESKATES

	SIGN 4"	SIGN 43"	EXCEED 41"	EXCEED 43"	EXCEED 45"
LENGTH CM	104	109	104	109	114
TIP/TAIL WIDTH CM	30	31	29,5	29,5	31
CENTER WIDTH CM	41	42,5	37,8	37,8	39
WEIGHT KG	4,5	5,5	4,04	4,44	5
ROCKER	3-STAGE	3-STAGE	CONTINOUS	CONTINOUS	CONTINOUS

All these measurements are for reference only.

## WETSUITS MEN

	EURO SIZE	HEIGHT FT	HEIGHT CM	CHEST INCH	CHEST CM	WAIST INCH	WAIST CM
XS	46	5'4"-5'7"	163-170	34 - 37	86-94	26 - 30	66-76
S	48	5'7"-5'10"	170-177	35.5 - 38	88-97	27 - 31	69-79
M	50	5'8"-5'11"	174-180	36.5- 39.5	93 -100	29 - 33	74 -84
MT	50	5'11"-6'2"	180-186	36.5- 39.5	93 -100	29 - 33	74 -84
L	52	5'11"-6'2"	180-186	38- 41	97 -104	30 - 34	76 -86
LT	52	6'2"-6'4"	186-192	38 - 41	97 -104	30- 34	76 -86
XL	54	6'2"-6'4"	186-192	38.5 - 41.5	98 -105	31 - 35	79 -89
XXL	56	6'3"-6'5"	188-194	41- 43.5	104 -110	33 - 37	84 -94
XXXL	58	6'4"-6'6"	192-197	43 - 44.5	109 -115	34 - 38	86 -96

## IMPRESS SEGMENTED VESTS ISO MEN

	XS	S (S/M)	M	L (L/XL)	XL	XXL	XXXL
CHEST	88-95 CM	95-101 CM	101-107 CM	107-114 CM	114-120 CM	120-127 CM	
WEIGHT	40-60 KG	50-70 KG	60-80 KG	>70 KG	>70 KG	>70 KG	

## IMPRESS NEO VEST ISO MEN

	XS	S (S/M)	M	L (L/XL)	XL	XXL	XXXL
CHEST	80-90 CM	90-100 CM	100-110 CM	110-120 CM	120-130 CM	130-140 CM	
WEIGHT	50-60 KG	>60 KG	>70 KG	>70 KG	>70 KG	>70 KG	

## COMP VESTS

CHEST SIZE	XXXS	XXS	XS	S	M	L	XL	XXL
MEN COMP VEST	CHEST CM		87 - 91	92-96	97-101	102 - 106	107 - 111	112 - 116
	CHEST INCH		34.3 - 35.8	35.9 - 37.8	37.9 - 39.8	40 - 41.7	41.8 - 43.7	43.8 - 45.7
WOMEN COMP VEST	CHEST CM		80 - 84	85 - 89	90 - 94	95 - 99	100 - 104	
	CHEST INCH		31.5 - 33.1	33.2 - 35	35.1 - 37	37.1 - 39	39.1 - 40.9	
KIDS COMP VEST	CHEST CM	70 - 78	79 - 86					
	CHEST INCH	27.6 - 30.7	30.8 - 33.9					

## HELMETS

	XS	S	M	L	XL
SLAM	53-54 CM	55-56 CM	57-58 CM	59-60 CM	61-62 CM

## WAKEBOARD BINDINGS

MADDOX	US		7-7.5	8-8.5	9	10	11-12
	EU		39-40	41-42	43	44	45-46
CLICK	US	4.5-5	6	7-7.5	8-8.5	9	10 11-12
	EU	36-37	38	39-40	41-42	43	44 45-46
CONFLICT	US		6	7-7.5	8-8.5	9	10 11-12
	EU		38	39-40	41-42	43	44 45-46
LIBERTY	US		6	7-7.5	8-8.5	9	10 11-12
	EU		38	39-40	41-42	43	44 45-46
GRACE	US (FEMALE)		6-7	8	8.5-9.5		
	EU (FEMALE)		36-37	38	39-41		
HOST	US	4-7	7,5-11	11-14	8.5-9.5		
	EU	35-39	40-44	45 - 48.5	39-41		
CLOUD	US (FEMALE)		5-8	8-11			
	EU (FEMALE)		35-38.5	38.5-43			
CHARM	US (FEMALE)		5-8	8-11			
	EU (FEMALE)		35-38,5	38.5-43			

## WETSUITS LADIES

	EURO SIZE	HEIGHT FT	HEIGHT CM	CHEST INCH	CHEST CM	WAIST INCH	WAIST CM
XS	34	5'2"-5'7"	158-170	28-31.5	72-80	22.5-26-.5	60-68
S	36	5'3"-5'8"	160-172	30-34	77-86	24-29	62-74
M	38	5'4"-5'10"	162-176	32-35.5	82-90	25.5-30	65-77
L	40	5'6"-5'11"	168-180	33-36	84-92	27-31	69-79
XL	42	5'8"-6'	172-182	35.5-38.5	90-98	28.5-31.5	72-80
XXL	44	5'9"-6'1"	174-184	37.5-40	96-102	30-33.5	76-85

## WETSUITS YOUTH

	XXXS	XXS	XS	S	M	L	XL	XXL	XXXL
LENGTH CM	92	98-104	110-116	122-128	134-140	146	152-158	164	170
LENGTH IN INCH	36.2	38.6 - 40.9	43.3 - 45.7	48 - 50.4	52.8 - 55.1	57.5	89.8 - 62.2	64.6	66.9
AGE	1 1/2 - 2	2-4	4-6	6-8	8-10	10-12	12-14	14	15

## IMPRESS NEO VEST ISO WOMEN

	XS	S (S/M)	M	L (L/XL)	XL	XXL
CHEST	76-83 CM	83-91 CM	91-99 CM	99-106 CM	106-114 CM	
WEIGHT	30-50 KG	40-60 KG	50-70 KG	60-80 KG	>70 KG	

## IMPRESS NEO VEST YOUTH

	S-M	L-XL	XXL	XXXL
WEIGHT	25-35 KG	30-40 KG	35-45 KG	40-50 KG
CHEST CM	55-62 CM	62-69 CM	69-76 CM	76-83 CM
CHEST INCH	21.5-24.5	24.5-27	27-30	30-32.5

## BOARDSHORTS MEN

XS	S	M	L	XL	XXL	XXXL
28	30	32	34	36	38	40

## BOARDSHORTS LADIES

XS	S	M	L	XL
34	36	38	40	42

## KNEEBRACE

	S	M	L	XL
CM'S	40-44 CM	43-47 CM	45-49 CM	48-52 CM





**WWW.**

**JOBWAKEPARK**

**.COM**



## JOBE WAKE PARK GUIDE 2015

SCAN WITH  
TO VIEW  
CABLE PARKS



8 718181 177085

[WWW.JOBEWAKEPARK.COM](http://WWW.JOBEWAKEPARK.COM)

