

WETSUITS / VESTS / TOWABLES AND MORE

JOBE PWC GUIDE

2015 COLLECTION

WWW.JOBEPWC.COM





WATER RESCUE TEAM

SAFETY FIRST! WE SUPPORT SAFETY BY
MAKING SURE THE WATER RESCUE TEAM STAYS
WARM AND DRY DURING THEIR HEAVY
RESCUE OPERATIONS

CONTENTS



THE TEAM

02-03 Jobe PWC team



MEN'S SPORTSWEAR

05-11 Lifestyle
12-15 Technical Specs
16-25 Product Overview
Wetsuits / Vests / Apparel



WOMEN'S SPORTSWEAR

27-29 Lifestyle
30-31 Technical Specs
32-33 Product Overview
Wetsuits / Vests / Apparel



YOUTH SPORTSWEAR

34 Lifestyle
35 Product Overview
Wetsuits / Vests



CASUAL WEAR

36 Lifestyle
37 Product Overview
Tees / Hoody / Cap



GLOVES & HELMETS

38 Product Overview
39 Lifestyle



ACCESSORIES

40-41 Product Overview



HARDWARE

43 Lifestyle
44-47 Product Overview
Wakeboards / Combo Skis
Kneeboard / SUP



BAGS

49 Product Overview



TOWABLES

51-53 Lifestyle
54-57 Product Overview



TOWABLE ACCESSORIES

58-59 Product Overview



ANCHOR & FENDERS

60 Product Overview

Size, Spec and icon information can be found on page 61 to 65.

All product specifications and prices are subject to change without notice. 2014 Sport & Recreatie Den Bol B.V. all rights reserved. © The colours of the original products might vary slightly from the displayed products due to the printing process. Jobe Sports International is the trade name of the company Sport en Recreatie Den Bol B.V. All our offers, order confirmations and contracts of sale are governed by the general terms and conditions of delivery of Sport en Recreatie Den Bol B.V., as filed with the Chamber of Commerce for Rivierenland in Tiel under trade register number 11033564



**PWC RIDER
JENNIFER MENARD**

Girl power! French female rider Jennifer Menard made it to the international team and is becoming a phenomenon in the PWC scene multiple claiming multiple first spots on the international stage.

PWC RIDER
ANTOINE GOETHALS

Young gun going strong! This 16 year old PWC enthusiast rips it up across Europe and is remember for his explosive and powerful style of riding. Go big or go home!



PWC RIDER
MAX VAN DER VALK

Long-time PWC rider Max van der Valk is here for another full year of international riding for Jobe! Big in Europe and ready to represent the Ruthless range, Max will make sure you think of us each time you see a PWC on the water.



THE TEAM

RIDERS

**MEET THE INTERNATIONAL
JOBE PWC TEAM! THESE FOUR
WILL RUTHLESSLY REPRESENT
JOBE IN 2015 ON THE WORLD
STAGE OF PWC COMPETITIONS.**



PWC RIDER
AXEL COURTOIS

After a very successful first year in the international team, Axel Courtois is here to stay and represent Jobe to the fullest! Born in Clermont-Ferrand, this French rider knows exactly what his PWC is capable of!

CHAPTER NO.1

WETSUITS
VESTS
APPAREL

MEN'S SPORTSWEAR

FROM BEING ON THE WATER TO ENDING
YOUR DAY NEXT TO A COZY CAMPFIRE, OUR
SPORTSWEAR FOR MEN IS DESIGNED TO MAKE
YOU FEEL PERFECTLY COMFORTABLE!

PACK YOUR BAGS, TIGHTEN YOUR PWC TRAILER AND FILL UP ON GAS. THIS IS GOING TO BE FUN!



#1 RUTHLESS NEO SIDE ENTRY VEST MEN
See more product specs at page 22.

#2 PROGRESS BOARDSHORTS MEN GRAY
See more product specs at page 25.

#3 RUTHLESS BOARDSHORTS STRETCH MEN
See more product specs at page 25.



#1



#1 RUTHLESS LONG JOHN JACKETS MEN
See more product specs at page 16 & 17

#2 RUTHLESS NEO VEST MEN
See more product specs at page 23.

#3 RUTHLESS NYLON SIDE ENTRY VEST MEN
See more product specs at page 23.

#4 RUTHLESS MOLDED VEST MEN
See more product specs at page 22.

**TAKE OUT THE PWCS WITH THE WHOLE
FAMILY TO DISCOVER A PRIVATE BEACH
NOBODY KNOWS ABOUT!**



**THE DAY ISN'T COMPLETE WITHOUT A
BEACH BBQ. GET YOUR BURGERS READY:
IT'S TIME TO EAT!**





#1 RUTHLESS FULL SUIT MEN
See more product specs
at page 18.

#2 BACKPACK
See more product specs
at page 49.

#3 T-SHIRTS LOGO MEN
See more product specs
at page 37.





#1



#2



#1 RUTHLESS BACKSUPPORT VEST MEN

See more product specs at page 22.

#2 RUTHLESS BOARDSHORTS STRETCH MEN

See more product specs at page 25.

#3 RUTHLESS GLOVES SUCTION

See more product specs at page 38.

#4 RUTHLESS NYLON SIDE ENTRY VEST MEN

See more product specs at page 23.

**FUEL CHECK. ENGINE CHECK. RUTHLESS
GEAR CHECK. READY TO RACE!**



TECHNICAL

SPECS

LONG JOHN JACKET FULL FLEX MEN

SPECS MAXIMUM FLEX

Maximum flex for extreme comfort.

SPECS LONG JOHN + JACKET

Wear your wetsuit with, or without jacket.

SPECS HYDROPHOBIC SKIN

Helps to maintain warmth and repel water.

SPECS FREEDOM

Large armholes provide maximum freedom of movement.

SPECS PROTECTION

10 mm of protection for your knees, shins and on the inside of your knees.



RUTHLESS SERIES



MAXIMUM FLEX



LONG JOHN + JACKET



FREEDOM



HYDROPHOBIC SKIN



PROTECTION



PROTECTION



INTEGRATED



LIGHTWEIGHT



COMFORTABLE

TECHNICAL

SPECS

RUTHLESS BACK SUPPORT VEST MEN

SPECS PROTECTION

Integrated backsupport for maximum protection.

SPECS INTEGRATED

Integrated webbing creates a smooth look.

SPECS LIGHTWEIGHT

Water repellent glide skin panels.

SPECS COMFORTABLE

Soft and comfortable closed cell foam.



RUTHLESS SERIES

PRODUCT

OVERVIEW

PICK YOUR FAVORITE RUTHLESS
WETSUIT AND PULL IT ON
BECAUSE WE'RE POWERING UP
THE ENGINES!



1

#1 RUTHLESS LONG JOHN FULL FLEX MEN

This 2.5 mm suit features integrated 10.0 mm shin, knee and inner knee protectors. Its 2.0 mm jacket is equipped with a short back zipper for an easy entry.

YELLOW 303815003	BLUE 303815008
<p>SIZE S / M / L / XL / XXL / XXXL</p>	





2

#2 RUTHLESS LONG JOHN JACKET MEN

Coming at ya in bright yellow and blue this winter! This jacket is outfitted with a short spandex sleeve. 2.0 for those not so freezing days. It's simply THE choice for all you PWC fanatics out there!

YELLOW 303815004	BLUE 303815009
SIZE S / M / L / XL / XXL / XXXL	



3

#3 RUTHLESS DRYSUIT

Jobe's drysuit is now available! Its 320 denier breathable nylon fabric with tricot coating and taped waterproof seams will keep you dry and warm at all times. Latex neck, wrist and ankle seals and its high-tech waterproof zipper keep all water out.

ITEM 303713002
SIZE XS / S / M / L / XL / XXL



MORE PRODUCT INFORMATION AT JOBEPWC.COM



1

#1 RUTHLESS FULLSUIT MEN

This fullsuit for men is now available in yellow and blue! Made from 3.0 mm neoprene on the chest and back and 2.5 mm on the arms and legs, this suit is sure to keep you warm and protected.

YELLOW 303515018 **BLUE** 303515026



SIZE S / M / L / XL / XXL

WET
SUITS

2

#2 RUTHLESS C-FLEX SHORTY 2.5/2.0 MEN

Summer's over but the winter hasn't quite begun just yet? Try this shorty on for size! Its perfect blend of double nylon neoprene is perfectly soft, comfortable and just warm enough.

BLUE 303615024










SIZE S / M / L / XL / XXL



3

#3 PROGRESS F-FLEX SHORTY MEN

Remember that time it's a bit too cold to jump in the water but don't want to pull on a long suit? The Progress shorty is designed for that! Perfectly comfortable this 2.5/2.0 mm neoprene wetsuit is ready to keep you just warm enough

ITEM 303614011						
						
2.5/2.0MM	F-FLEX	HYDROPHOBIC	COMF LOCK	GLIDE SKIN	THERMO	BUBBLE
SIZE S / M / L / XL / XXL / XXXL						






4



5






#4 PROGRESS NEOPRENE JACKET

This jacket is made with the softest 1.5 mm neoprene, providing you with maximum comfort and warmth!

ITEM 300015002		
		
HYDROPHOBIC	THERMO	COMF LOCK
SIZE S / M / L / XL		

#5 RUTHLESS NEO SHORT

Made from Jobe's super comfortable C-Flex double nylon neoprene, this neoprene short is the perfect choice for those warmer spring days.

YELLOW 300015001	BLUE 300015006			
				
2.0MM	C-FLEX	ROLLED SEALS	COMF LOCK	
SIZE XS / S / M / L / XL / XXL				



MORE PRODUCT INFORMATION AT JOBEPWC.COM





**ALL POWERED UP AND READY TO GO.
HIT THE WATER GEARED OUT FROM HEAD TO TOE
IN OUR RUTHLESS RANGE. STAY WARM AND
PROTECTED AT ANY TIME!**



1



3



2



4

#1 RUTHLESS BACKSUPPORT VEST MEN

This vest comes equipped with an integrated and reinforced back panel and back support for more protection.

YELLOW 244915002	BLUE 244915027
SIZE S / M / L / XL / XXL / XXXL	

#2 RUTHLESS NEO SIDE ENTRY VEST MEN

Wear this Ruthless vest in a jiffy! The short zipper on the side of the vest will have you in and out in no time.

BLACK 244913022	BLUE 244915028
SIZE S / M / L / XL / XXL / XXXL	

VESTS

#3 RUTHLESS MOLDED VEST MEN

This vest is equipped with an integrated back support for additional protection and comes in brand new yellow and blue.

YELLOW 245015001	BLACK 245013001	BLUE 245015002
SIZE S-M / L-XL		

#4 RUTHLESS NEO VEST MEN

This Ruthless vest is made from soft neoprene which provides comfort, and thick PVC foam which gives you the buoyancy that's needed.

YELLOW 244915008	BLUE 244915029
SIZE S / M / L / XL / XXL / XXXL	



5



6

#5 RUTHLESS NYLON SIDE ENTRY VEST MEN

This vest is equipped with extra thick PVC foam panels for added chest protection. Race across the lake like a bat out of hell.

YELLOW 244815003	BLUE 244815016
SIZE S-M / L-XL / 2XL-3XL	

#6 RUTHLESS DUAL VEST

Jobe decided to amp up this Ruthless vest by adding two handles for extra grip. Size 4XL/5XL only available in blue

YELLOW 244815002	BLUE 244815017
SIZE S-M / L-XL / 2XL-3XL / 4XL-5XL	

VESTS

MORE PRODUCT
INFORMATION AT
JOBEPWC.COM



7

#7 PROGRESS SEGMENTED VEST MEN

Try this vest on for size! Featuring R.O.M. armholes and segmented foam panels for all the freedom of movement you'll ever need. Its spartan fabric is an amazingly soft neoprene which absorbs less water, making it super lightweight and fast-drying.

RED 244913011
SIZE S / M / L / XL / XXL

TECHNICAL

SPECS

JETSKI PANTS MEN

SPECS DETACHABLE

Wear them as full pants
or as a short.



DETACHABLE



1

#1 RUTHLESS JETSKI PANTS MEN

These pants are the best! They're designed with a flex panel on the back for extra freedom of movement and range in motion. Made with 2.0 mm neoprene thigh panels for extra protection, the legs can easily detach to transform the pants into shorts... It's like magic!

ITEM 314113015

SIZE S/M/L/XL



2



4



3



5

#2 RUTHLESS BOARDSHORTS STRETCH MEN

These stretchy shorts drain water faster than your record race time! The back and side pockets are equipt with velcro and zipper closings.

ITEM 314113014



SIZE S / M / L / XL

#3 PROGRESS BOARDSHORTS MEN GRAY

These extra long 100% polyester boardshorts features a back pocket, velcro closing and a mesh water drain for quick drying.

ITEM 314015005



SIZE S / M / L / XL



#4 PROGRESS BOARDSHORTS MEN RED

By wearing this all red Progress boardshort you are sure to make a statement on the water. Matches with our Progress Rash Guard!

ITEM 314113004



SIZE S / M / L / XL

#5 PROGRESS RASH GUARD MEN

Protect your skin from harsh conditions and sunburn by wearing this stretchy Rash Guard! Quick dry to be perfectly comfortable.

ITEM 544015003



SIZE S / M / L / XL / XXL

MORE PRODUCT
INFORMATION AT
JOBEPWC.COM

CHAPTER NO.2

WETSUITS
VESTS
APPAREL

WOMEN'S SPORTSWEAR

WANT TO FEEL COMFORTABLE IN AND OUT OF
THE WATER WITHOUT LOSING YOUR SEXINESS?
OUR SPORTSWEAR FOR WOMEN DOES JUST THAT!



#1



#2

MAKING SURE THE BOYS DON'T FORGET BOTH MY WETSUIT AND LIFE JACKET!



#3

**#1 PROGRESS
BOARDSHORTS WOMEN**
See more product specs
at page 33.

**#2 RUTHLESS S-FLEX
SHORTY 2.5/2.0 WOMEN**
See more product specs
at page 33.

**#3 RUTHLESS NEO VEST
WOMEN**
See more product specs
at page 33.

**CAN'T THINK OF A BETTER WAY
TO SPEND MY FREE TIME WITH MY
FAMILY. ACTION AND RELAXING
ON AND OFF THE WATER!**





#3

**#1 RUTHLESS S-FLEX
SHORTY 2.5/2.0 WOMEN**
See more product specs
at page 33.

**#2 RUTHLESS LONG JOHN
JACKET WOMEN**
See more product specs
at page 32.

**#3 PROGRESS
BOARDSHORTS WOMEN**
See more product specs
at page 33.

#4 T-SHIRT WOMEN BLACK
See more product specs
at page 37.



#4

TECHNICAL

SPECS

LONG JOHN JACKET WOMEN

SPECS HYDROPHOBIC

Helps to maintain warmth and repel water.

SPECS LONG JOHN + JACKET

Wear your wetsuit with, or without jacket.

SPECS FREEDOM

Large armholes provide maximum freedom of movement.



RUTHLESS SERIES



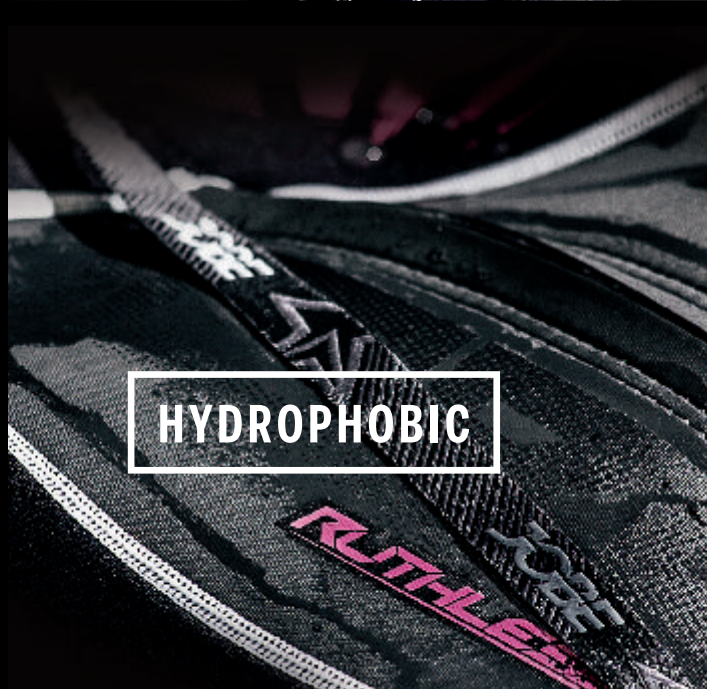
HYDROPHOBIC



LONG JOHN + JACKET



FREEDOM



HYDROPHOBIC

PRODUCT

OVERVIEW

COMBINE A RUTHLESS WETSUIT AND VEST TO MAKE SURE YOU ARE AS SAFE AS CAN BE DURING THOSE FAST AND FUN MOMENTS ON THE WATER!



1

#1 RUTHLESS LONG JOHN JACKET WOMEN

This suit is ultra comfy 2.0 mm C-flex double nylon neoprene make it THE choice for you lady PWC addicts out there!

ITEM 303815001



SIZE XS / S / M / L / XL / XXL

#2 RUTHLESS S-FLEX SHORTY 2.5/2.0 WOMEN

A perfect blend of comfort and style! This shorty S-Flex 2.5/2.0 neoprene gives you lady rippers all the comfort and protection you need.

ITEM 303615014



SIZE XS / S / M / L / XL





2



3

#3 RUTHLESS NEO SIDE ENTRY VEST WOMEN

Ladies! This vest is calling your name... Zip in and out in no time and look absolutely fabulous in its hot pink color!

ITEM 244915005



SIZE XS / S / M / L / XL

#4 PROGRESS BOARDSHORTS WOMEN

This Progress boardshort for women is perfect for an active day on and out of the water.

ITEM 314115003



SIZE S / M / L / XL



4



5



6

#5 PROGRESS SWIMSHORTS WOMEN

These ladies shorts perfectly match the Ruthless vests!

ITEM 314113006



SIZE XS / S / M / L / XL

#6 RUTHLESS NEO VEST WOMEN

Want comfort and a great look all in one? This ladies vest is made from super soft neoprene and a water-repellent glide skin fabric which gives the vest that something extra in gorgeous pink.

ITEM 244915006



SIZE S / M / L / XL / XXL

WOMEN

MORE PRODUCT
INFORMATION AT
JOBEPWC.COM

CHAPTER NO.3

WETSUITS
VESTS

YOUTH SPORTSWEAR



PRODUCT

OVERVIEW



1

#1 PROGRESS REBEL 3.0/2.5

Rebel... while you can! This series of youth wetsuits comes in full flex and with maximum protection. No matter what cause, safety first!

ITEM 303515021



SIZE XXS / XS / S / M / L / XL / XXL / XXXL



MORE PRODUCT
INFORMATION AT
JOBEPWC.COM



2

#2 PROGRESS NEO VEST YOUTH

This neoprene vest for kids is made with soft neoprene and PVC foam to keep your kids comfy, safe and looking good!

ITEM 244915018



SIZE S / M / L / XL / XXL / XXXL



3

#3 PROGRESS NYLON VEST YOUTH

This youth vest is made to be lightweight and fast drying. Extra foam panels on the side provide extra protection and floatation.

ITEM 244815004



SIZE Youth 30 - 40 KG

CHAPTER NO.4

TEES
HOODY
CAP

CASUAL WEAR



PRODUCT

OVERVIEW



#1 TECHNICAL JACKET

ITEM 310012031
 SIZE S / M / L / XL / XXL

#2 HOODED SWEATER

ITEM 565215001
 SIZE S / M / L / XL / XXL

#3 T-SHIRT LOGO MEN

RED 565115004	GREEN 565115005	BLACK 565115003
SIZE S / M / L / XL / XXL		

#4 TANKTOP MEN

ITEM 565115001
 SIZE S / M / L / XL / XXL



#5 T-SHIRT WOMEN BLACK

ITEM 565115007
 SIZE S / M / L / XL / XXL

#6 TANKTOP WOMEN

ITEM 565115002
 SIZE S / M / L / XL / XXL

#7 CAP MEN GREEN

ITEM 564415001
 SIZE S - M / L - XL

MORE PRODUCT
 INFORMATION AT
JOBEPWC.COM

GLOVES & HELMETS

PRODUCT

OVERVIEW



#1 RUTHLESS GLOVES SUCTION

These short model gloves come with added panels and a nonslip palm (amara fabric) for extra grip. The segmented finger design allows for more freedom of movement.

ITEM 341713002

SIZE XS / S / M / L / XL / XXL

#2 NEOPRENE GLOVES

These 2.5 mm neoprene gloves keep your hands nice and toasty even on the coldest days! They are built to last with the glued and blind stitched seams and non-slip silicone-printed palms.

ITEM 340810001

SIZE S / M / L / XL / XXL

GLOVES HELMETS

MORE PRODUCT INFORMATION AT JOBEPWC.COM

#3 RUTHLESS HELMET

This full face helmet provides professional grade protection. It's equipped with an adjustable sun visor and comes with a storage bag.

YELLOW 370015001

WHITE 370015004



SIZE M / L / XL

#4 HUSTLER HELMET

ITEM 370015003



SIZE S / M / L / XL / XXL



**GET A GRIP AND PULL ON
THOSE GLOVES TO SECURE
YOUR CONTROL.**

ACCESSORIES

PRODUCT

OVERVIEW



#1 NEOPRENE BOOTS

These neoprene boots feature an inner sock for extra warmth and a reinforced heel for extra support. The stiff soles provide excellent grip and the water draining panels make them fast drying.

BLUE 534715002	BLACK 534715003
SIZE 4/5/6/7/8/9/10/11/12	

#2 AQUA SHOES

These super soft and comfy shoes will keep your feet warm even outside of summer. They're outfitted with air mesh for water draining.

ADULT 300812007	YOUTH 300812010
ADULT 3/4/5/6/7/8/9/10/11/12	
YOUTH XS/S/M/L/XL/XXL	

ACCESSORIES

#3 NEOPRENE SOCKS

Your feet don't get cold in these glued and stitched 2.0 mm neo socks.

ITEM 300804009
SIZE S/M/L

#4 NEOPRENE HOOD

This 4.0 mm super stretch neoprene hood keeps your dome nice and toasty in ANY weather conditions.

ITEM 300810015
SIZE S/M/L

#5 KNEEBRACE

Prevent injuries and support your knees with this wrap-around kneebrace. Made with strong Velcro and hinge straps for extra support.

ITEM 300810014
SIZE M/L/XL



PRODUCT

OVERVIEW



#6 GOGGLES

These super sleek blacked out goggles are outfitted with a PC double lens which are anti-fog and have a protection rating of UV 400. Try on this unique and super comfortable design yourself!

BLACK 420812001	SILVER 420706001
------------------------	-------------------------

#7 FLOATABLE GLASSES POLARIZED

These glasses are polarised and have UV 400 protection. Don't just use them for watersports; wear them anywhere, anytime!

CYPRI5 426013002	KNOX SILVER 426013001
	KNOX BLACK 420810001



#8 FLOATABLE GLASSES KNOX

These flashy and floatable glasses offer a unique and comfortable design. Don't just use them for watersports; wear them anywhere, anytime!

BLUE 420506001	WHITE 420108001
-----------------------	------------------------



MORE PRODUCT
INFORMATION AT
JOBEPWC.COM

CHAPTER NO. 7

WAKEBOARDS
COMBO SKIS
KNEEBOARD
SLIP

HARDWARE

NOTICED THAT TOWING HOOK ON YOUR PWC?
DON'T FORGET TO USE IT! ATTACH A ROPE AND
GO ALL OUT WITH OUR HARDWARE.



**HIGH SPEED ACTION BEHIND YOUR PWC WHILE
STANDING STRAIGHT OR SITTING ON YOUR KNEES!**

#1



#2



#3

- #1 TRX WAKEBOARD**
See more product specs
at page 44.
- #2 ALLEGRE COMBO SKIS**
See more product specs
at page 46.
- #3 JUSTICE KNEEBOARD**
See more product specs
at page 47.

PRODUCT

OVERVIEW

DO YOU PREFER A WAKEBOARD, SKIS, A SUP OR A KNEEBOARD? PICK YOUR PERSONAL FAVORITE AND RIP UP THE WATER!



1

2

#1 TRX WAKEBOARD PACKAGE

CONTENT TRX Wakeboard / Maze Bindings / Wakeboard Rope / Transp. Wakeboard Bag

ITEM 278815006



SIZE 138

#2 CLICK WAKEBOARD PACKAGE

CONTENT Click Wakeboard / Click Bindings

139 278813019

143 278813020



SIZE 7-7.5 / 8-8.5 / 9 / 10





3







4

5

6





#3 DECX WAKEBOARD PACKAGE

CONTENT Decx Wakeboard / Decx Bindings

133 278813016	137 278813017	141 278813018
		
		
SIZE 7-7.5 / 8-8.5 / 9 / 10 / 11-12		

#4 ESCAPE WAKEBOARD PACKAGE





CONTENT Escape Wakeboard / Cloud Bindings

131 278814037	136 278814038
	
	
SIZE 5-8 / 8-11	









#5 PARADOX WAKEBOARD PACKAGE

CONTENT Paradox Wakeboard / Vanity Bindings White

ITEM 278814011			
			
SIZE 118 / 124			

#6 WAKE COMBO PRIME

This red hot wakeboard set's rubber grip provides a lively feel. Its pencil EVA floats keep it clear from propellers and make it easy to retrieve.

ITEM 211314006					
					

MORE PRODUCT INFORMATION AT JOBEPWC.COM



1

2

3

4

5

#1 ALLEGRE COMBO SKIS

This pair of recreational combo skis is perfect for both combo skiing as well as entry level slalom skiing! Its foam lined horseshoe bindings are adjustable and its tunneled bottom provides stability.

ITEM 202414006



SIZE 67"

#2 HEMI COMBO SKIS

Does your family like combo skiing as much as taking slalom turns? Then the Hemi is your next pair of skis! The entry level slalom ski has a wider tip profile and double v bottom mold.

ITEM 202414001



SIZE 59" / 62" / 65"

SKIS

#3 VIRTUE COMBO SKIS

ITEM 200511001


SIZE 67"



#4 HAMMER COMBO SKIS

ITEM 202313001

SIZE 68.5"



#5 SILK COMBO SKIS

ITEM 202413002

SIZE 59"





6

7

#6 JUSTICE KNEEBOARD

The swallow-tail design helps to initiate turns and promote spins. The unique base design creates more edge during carving and its ergonomic seat pad with deep knee wells provide added comfort for plenty of riding time.

ITEM 252514001



#7 SURF SUP PACKAGE

CONTENT SUP / 3 pieces aluminum paddle / Pump with nozzles and pressure gauge / Transportation bag / Leash / Repair Kit

ITEM 486615002



SIZE 9.8"

KNEE BOARD

MORE PRODUCT INFORMATION AT JOBEPWC.COM



8



9

#8 SKI COMBO TRANSFER

This Combo Ski rope is ready to be used by both beginner and more advanced riders. The mainline combined with a 12" handle guarantees a fun time on the water while holding a grip

GREEN 211214004

RED 211214003



#9 KNEEBOARD COMBO

This kneeboard rope is outfitted with a small grip lock behind the handle hook for easy starts. It's ideal for all levels of kneeboarding!

ITEM 210008011



CHAPTER NO.8

BAGS



PRODUCT

OVERVIEW



#1 BACKPACK

ITEM 224313002

#2 WET GEAR BAG

ITEM 220013001

#3 PADDED WAKEBOARD BAG

ITEM 221313002

#4 PADDED WAKEBOARD BAG WOMEN

ITEM 221313004

BAGS

#5 BASIC WAKEBOARD BAG

ITEM 221313003

#6 COMBO BAG

ITEM 221213002

#7 PADDED KNEEBOARD BAG

ITEM 221613001

#8 TUBE BAG

1-2 PERSON 220810013

3-5 PERSON 220811001

MORE PRODUCT
INFORMATION AT
JOBEPWC.COM

1-PERSON
2-PERSONS
3-PERSONS
4-PERSONS

TOWABLES

BREATHE IN, BREATHE OUT. TAKE YOUR TIME BEFORE YOU LAUNCH YOURSELF ON ONE OF OUR TOWABLES MADE FOR ONE, TWO OR THREE PERSONS!

USE OUR TOWABLES THE WAY YOU PREFER! MULTIPLE POSITIONS FOR EVEN MORE FUN!



- #1 LUNAR 3P**
See more product specs at page 54.
- #2 BINAR 2P**
See more product specs at page 54.
- #3 SONAR 4P**
See more product specs at page 55.



HOLD TIGHT BECAUSE THIS IS GOING TO BE A FUN RIDE!



#1 RUTHLESS RUMBLE 1P
See more product specs
at page 57.

#2 SCOUT 4P
See more product specs
at page 55.

#3 SCOUT 2P
See more product specs
at page 55.

#4 KICK FLIP 2P
See more product specs
at page 56.

#5 PLAY 1P
See more product specs
at page 56.



PRODUCT

OVERVIEW

THESE TOWABLES ARE MADE OUT OF EXTREMELY STRONG NYLON AND PVC TO HANDLE THE MOST EXTREME CONDITIONS IMAGINABLE!



1



2

#1 BINAR 2P

This 2-person tube is made from the strongest PVC covered with 840D nylon for extra strength. Its two towpoints offer endless fun.

ITEM	230212005	DEFLATED SIZE	81" x 78" / 206 x 198 cm
2 RIDERS	840D NYLON	30G PVC	2 TOWPOINTS
7 HANDLES	4 DRAINS	BOSTON VALVE	2 B HANDLES
2 NEO PAD	FULL COVER	M POSITION	QUICK CNCT
TOWPOINT			TOWPOINT

#2 LUNAR 3P

Get loony with the Lunar! This 3-person tube has two towpoints for endless fun, no matter which way you look at it!

ITEM	230212006	DEFLATED SIZE	100" x 78" / 254 x 198 cm
3 RIDERS	840D NYLON	30G PVC	2 TOWPOINTS
14 HANDLES	4 DRAINS	BOSTON VALVE	2 B HANDLES
3 NEO PAD	FULL COVER	M POSITION	QUICK CNCT
TOWPOINT			TOWPOINT



3



5



4



6

TOWABLES

#3 SONAR 4P

Find your way around the lake with the Sonar! This 4-person tube has two towpoints for endless fun, no matter which way you look at it!

ITEM	230212007	DEFLATED SIZE	120" x 78" / 305 x 198 cm					
4 RIDERS	840D NYLON	30G PVC	2 TOWPOINTS	18 HANDLES	4 DRAINS	2 VALVE	2 B HANDLES	
4 NEO PAD	FULL COVER	M POSITION	QUICK CNNECT	TOWPOINT	2 AIRCHAMB			

#4 SCOUT 2P

The Scout offers 6 handles and two side wings to keep riders in position and ready for action! 2 Person Capacity.

ITEM	230213003	DEFLATED SIZE	65" x 55" / 165 x 140 cm					
2 RIDERS	420D NYLON	28G PVC	6 HANDLES	1 DRAIN	BOSTON VALVE	4 B HANDLES	2 FLAT HAND	
2 NEO PAD	FULL COVER	M POSITION	QUICK CNNECT	SIDE BUMPER				

#5 SCOUT 3P

The 3-person Scout offers 6 handles and two side wings to keep riders in position and ready for action.

ITEM	230313006	DEFLATED SIZE	65" x 71" / 165 x 180 cm					
3 RIDERS	840D NYLON	28G PVC	6 HANDLES	1 DRAIN	BOSTON VALVE	4 B HANDLES	2 FLAT HAND	
2 NEO PAD	FULL COVER	M POSITION	QUICK CNNECT	SIDE BUMPER				

#6 SCOUT 4P

The 4-person Scout includes 2 side wings to keep you riders in place. The tapered design makes climbing on the tube super easy.

ITEM	230413001	DEFLATED SIZE	90" x 73" / 185 x 228 cm					
4 RIDERS	840D NYLON	28G PVC	6 HANDLES	1 DRAIN	BOSTON VALVE	4 B HANDLES	2 FLAT HAND	
2 NEO PAD	FULL COVER	M POSITION	QUICK CNNECT	SIDE BUMPER				

MORE PRODUCT INFORMATION AT JOBEPWC.COM



1



2



3



4



#1 KICK FLIP 2P

Just sit back, relax and enjoy an easy ride... OR turn the Kick Flip around and go for a wild ride! Use the 2nd tow point and zip around going the other way. Try to keep up with the Kick Flip, tube two ways for twice the fun!

ITEM 230212011	DEFLATED SIZE 62" x 50" / 158 x 129 cm
2 RIDERS 8400 NYLON 2 TOWPOINTS 30G PVC 8 HANDLES 2 DRAINS BOSTON VALVE QUICK CNNECT FULL COVER 2 NEO PAD M POSITION	

#2 HYDRA 1P

This 1-person tube is made from strong PVC covered with 420D nylon. Its handles let you have a strong holding grip when reaching top speeds.

ITEM 230212014	DEFLATED SIZE 54" x 35" / 137 x 89 cm
1 RIDER 4200 NYLON 16G PVC 2 HANDLES 1 DRAIN QUICK CNNECT FULL COVER EASY BOARD	

#3 THUNDER 1P

Thunderstrike! Hit the lake on the 1-person Thunder tube... The calm before the storm is OVER!

ITEM 230114002	DEFLATED SIZE 53.5" x 55.5" / 136 x 141 cm
1 RIDER 4200 NYLON 24G PVC 2 HANDLES 1 DRAIN BOSTON VALVE QUICK CNNECT SAFE CHMRR PART COVER M POSITION	

#4 PLAY 1P

Money doesn't buy adrenaline, but it does get you this awesome 1-person tube! It's the most budget friendly towable in the Jobe range.

ITEM 230113001	DEFLATED SIZE 58" / 147 cm
1 RIDER CURVED BTM 4200 NYLON 24G PVC CONTROL 4 HANDLES 1 DRAIN BOSTON VALVE QUICK CNNECT SAFE CHMRR PART COVER M POSITION FINS	

MORE PRODUCT INFORMATION AT JOBEPWC.COM



5



6

#5 HOTSPOT 1P

You're on FIRE on this thing! The Hotspot is one of the fastest 1-person donut tubes around!

ITEM 230115004	DEFLATED SIZE 58" / 147 cm

#6 RUTHLESS RUMBLE 1P

This 1-person tube comes with two handles with neoprene knuckle guards, so you can REALLY hold on for dear life!

ITEM 230115003	DEFLATED SIZE 54" / 137 cm



INVITE YOUR BEST FRIENDS
AND RIDE ON ONE OF OUR MULTI-
PERSON TUBES. DONE RIDING?
USE THE TOWABLE AS YOUR
PERSONAL FLOATING LOUNGE
ISLAND!

TOWABLE

PRODUCT

OVERVIEW



#1 2 PERSON TOWROPE

ITEM 210001048



#2 4 PERSON TOWROPE

ITEM 210001049



#3 BUCKLE CONNECTOR

ITEM 230812001

ACCESSORIES

#4 BUNGEE ROPE

Go totally tubular with a Bungee Rope! This is by far the most extreme towrope on the market and it just so happens to also reduce stress on your towables and boat. A win-win!

ITEM 210303001



#5 BUNGEE EXTENSION

This bungee isn't only a handy extension to your regular towrope, it also reduces stress on your towables and boat!

ITEM 210210001



ACCESSORIES

PRODUCT

OVERVIEW



#6



#7



#8



#9



#10



#11

#6 QUICK RELEASE WITH WRIST SEAL

ITEM 210006005

#7 SKI FLAG FLAME ORANGE

ITEM 210305001

#8 WEBBING BUNGEE DOCK TIE

This bungee dock tie comes with an internal bungee cord for extra shock absorption. Keep your boat safe and looking good!

ITEM 210808002



MORE PRODUCT INFORMATION AT JOBEPWC.COM

#9 HEAVY DUTY PUMP

Look no further. You've found THE strongest pump in the lineup! It inflates a Hotseat towable in just 45 seconds. This pump works especially well on larger tubes. A Halkey Roberts nozzle comes included.

ITEM 410205001

#10 12V AIR PUMP

Plug and play... This pump plugs right into your car's 12 V adapter and only needs 150 seconds to inflates a Hotseat towable! 3 different nozzles are included.

ITEM 410502010

#11 DOUBLE ACTION HAND PUMP

1,2, 3 ACTION! This pump has a 4.000 cc capacity and comes included with 5 different nozzles and a Halkey Roberts nozzle.

ITEM 410400021

ANCHOR & FENDERS

PRODUCT

OVERVIEW



#1 ANCHOR SACK

The Anchor sack is ideal for anchoring PWCs in shallow water to keep the impeller off the beach. Fill up this super durable tri-laminate Anchor sack with up to 14 kg/35 pounds of rocks or sand, drop it and its buoy will mark the spot. Tie-ups are easy with the 6 ft long rope and oversized finish friendly acetyl snap hook.

ITEM 400014003

#2 PWC FENDER

This fender is engineered specifically for PWC. It hinges in the centre to better protect your PWCs body from docks designed for bigger boats. It hooks under the rub rail with a molded acetyl hook integrated into the back of the fender. If not, simply thread the strap through the rubber block provided and place it inside the PWCs storage compartment, then shut it. The block holds the strap perfectly and will not damage the body. We recommend 2 fenders per PWC.

ITEM 400014010

#3 CONTOUR FENDER BLACK

These fenders stay put and stow conveniently under boat seats. They hinge to wrap around the gunwale and hull, following the contours of the boat. The fenders are constructed of a durable marine-grade tri-laminate cover with closed-cell foam inside. There's a tough polycarbonate grommet at each end for hanging from cleats.

ITEM 400014005

ANCHOR
FENDERS

MORE PRODUCT
INFORMATION AT
JOBEPWC.COM

SIZES & SPECS

OVERVIEW

MEN'S WETSUITS

	EURO SIZE	HEIGHT FT	HEIGHT CM	CHEST INCH	CHEST CM	WAIST INCH	WAIST CM
XS	46	5'4"-5'7"	163-170	34-37	86-94	26-30	66-76
S	48	5'7"-5'10"	170-177	35.5-38	88-97	27-31	69-79
M	50	5'8"-5'11"	174-180	36.5-39.5	93-100	29-33	74-84
L	52	5'11"-6'2"	180-186	38-41	97-104	30-34	76-86
XL	54	6'2"-6'4"	186-192	38.5-41.5	98-105	31-35	79-89
XXL	56	6'3"-6'5"	188-194	41-43.5	104-110	33-37	84-94
XXXL	58	6'4"-6'6"	192-197	43-44.5	109-115	34-38	86-96

WOMEN'S WETSUITS

	EURO SIZE	HEIGHT FT	HEIGHT CM	CHEST INCH	CHEST CM	WAIST INCH	WAIST CM
XS	34	5'2"-5'7"	158-170	28-31.5	72-80	22.5-26.5	60-68
S	36	5'3"-5'8"	160-172	30-34	77-86	24-29	62-74
M	38	5'4"-5'10"	162-176	32-35.5	82-90	25.5-30	65-77
L	40	5'6"-5'11"	168-180	33-36	84-92	27-31	69-79
XL	42	5'8"-6"	172-182	35.5-38.5	90-98	28.5-31.5	72-80
XXL	44	5'9"-6'1"	174-184	37.5-40	96-102	30-33.5	76-85

YOUTH WETSUITS

	XXXS	XXS	XS	S	M	L	XL	XXL	XXXL
LENGTH CM	92	98-104	110-116	122-128	134-140	146	152-158	164	170
AGE	1.5-2	2-4	4-6	6-8	8-10	10-12	12-14	14	15

MEN'S VESTS

		S (S/M)	M	L (L/XL)	XL	2XL (2XL-3XL)	3XL (4XL-5XL)
RUTHLESS	CHEST CM	88-95	95-101	101-107	107-114	114-120	120-127
BACKSUP. VEST	WEIGHT KG	40-60	50-70	60-80	>70	>70	>70
RUTHLESS NEO	CHEST CM	88-95	95-101	101-107	107-114	114-120	120-127
SIDE ENTRY VEST	WEIGHT KG	40-60	50-70	60-80	>70	>70	>70
RUTHLESS	CHEST CM	80-100		100-120			
MOLDED VEST	WEIGHT KG	50-70		>70			
RUTHLESS NEO	CHEST CM	80-90	90-100	100-110	110-120	120-130	
VEST	WEIGHT KG	50-60	>60	>70	>70	>70	>70
RUTHLESS NYLON	CHEST CM	50-70		100-110		>120	
SIDE ENTRY VEST	WEIGHT KG	50-70		>70		>70	>70
RUTHLESS DUAL	CHEST CM	80-100		100-110		110-130	>130
VEST	WEIGHT KG	50-70		>70	>70	>70	>70
PROGRESS	CHEST CM	88-95	95-101	101-107	107-114	114-120	120-127
SEGMENTED VEST	WEIGHT KG	40-60	50-70	60-80	>70	>70	>70

WOMEN'S VESTS

		XS	S	M	L	XL	XXL
RUTHLESS	CHEST CM		76-83	83-91	91-99	99-106	106-114
NEO VEST	WEIGHT KG		30-50	40-60	50-70	60-80	>70
RUTHLESS NEO SIDE	CHEST CM	75-85	75-90	85-100	95-110	105-120	
ENTRY VEST	WEIGHT KG	30-40	40-60	50-70	>60	>70	

YOUTH VESTS

		UNI	S-M	L-XL	XXL	XXXL
PROGRESS	CHEST CM		55-62	62-69	69-76	76-83
NEO VEST	WEIGHT KG		25-35	30-40	35-45	40-50
PROGRESS	CHEST CM	60-70				
NYLON VEST	WEIGHT KG	30-40				

MEN'S RASH GUARDS

	EURO SIZE	HEIGHT FT	HEIGHT CM	CHEST INCH	CHEST CM	WAIST INCH	WAIST CM
S	48	5'7"-5'10"	170-177	35-38	88-97	27-31	69-79
M	50	5'8"-5'11"	174-180	36.5-39.5	93-100	29-33	74-84
L	52	5'11"-6'2"	180-186	38-41	97-104	30-34	76-86
XL	54	6'2"-6'4"	186-192	38.5-41.5	98-105	31-35	79-89

MEN'S BOARDSHORTS

XS	S	M	L	XL	XXL	XXXL
28	30	32	34	36	38	40

KNEEBRACE

M	43cm-47cm
L	45cm-49cm
XL	48cm-52cm

HELMETS

RUTHLESS		HUSTLER	
		S	53-54 cm
M	57-58 cm	M	55-56 cm
L	59-60 cm	L	57-58 cm
XL	61-62 cm	XL	59-60 cm

WAKEBOARDS

	CLICK	CLICK	DECK	DECK	DECK	ESCAPE	ESCAPE
LENGTH	139	143	133	137	141	131	136
INSERT SETUP							
INCH	6	6	6	6	6	6	6
TIP/TAIL WIDTH	30	31.7	26.5	27.25	28	24.8	25.4
CENTER WIDTH	42.2	43.4	41	41.8	42.5	39.9	40.4
ROCKER	Continuous		Hybrid			Continuous	
HEIGHT	2.6	2.7	2.6	2.8	2.8	2.6	2.7
BOARD LEVEL	Intermediate/Advanced		Intermediate/Advanced			All	All
RIDER WEIGHT KG	70-100	80 and up	31-67	45-81	75 and up	31-67	45-81

WAKEBOARD BINDINGS

DECK	US	7-7.5	8-8.5	9	10	11-12
	EU	39-40	41-42	43	44	45-46
CLICK	US	6	7-7.5	8-8.5	9	10
	EU	38	39-40	41-42	43	44
VANITY	US	3.5-7				
	EU	35-39				
CLOUD	US	5-8	8-11			
	EU	35-38.5	38.5-43			
STANDARD						
MAZE	US	7-11				
	EU	39-45				

COMBO SKIS

	LENGTH INCH	WEIGHT KG	BINDING SIZE
HEMI	59	>59	35-40
	62	36-73	37-45
	65	50+	37-45
TRADITIONAL	46	>33	
	59	>54	35-40
	67	50+	37-45

COMBO SKIS BINDINGS

TRAINER	US	>4.5
	EU	>36
JUNIOR	US	3.5-7
	EU	35-39
ADULT	US	5.5-11
	EU	37-45

KNEEBOARD

	LENGTH CM	WIDTH CM	WEIGHT KG	STRAP	FINS	HYDROHOOK
JUSTICE	135	51.56	6.8	SINGLE LOCK	NONE	YES

SURF SUP

	SIZE	VOLUME	STYLE	CONTENT	LOCATION
SUP 9.8	9'8" x 30" x 4"	185 LITER	Cruising	SUP	Lake
PACKAGE			Active	Nylon transporter bag with shoulder strap	River
				Pump, Floating paddle	Urban
				Leash, Repair kit	Surfable Waves
					(up to chest high)

ICONS

OVERVIEW

INFORMATION IS THE KEY TO SUCCESS. TRACK DOWN THESE ICONS IN THE CATALOGUE AND INSTANTLY KNOW THE FEATURES OF YOUR PRODUCT!



WETSUITS

2.0MM



"Designed for the warmer days, this suit/short is made completely out of 2.0 mm neoprene.

2.5/2.0MM



2.5 mm neoprene on the chest and back gives you extra protection from the elements and the slightly thinner 2.0 mm neoprene on the legs and arms provides maximum freedom of movement.

3.0/2.5MM



When the water is cold the 3.0 mm chest and back panel keeps you warm. The legs and arms are protected too with 2.5 mm neoprene."

BOMBPROOF INK



Provides extra protection for your suit; the knee panels are covered with bombproof Ink.

BUBBLEGUM SEALS



Are designed to prevent water entry by utilising double or single barriers which also help keep your suit in position.

C-FLEX



Our double nylon neoprene is soft and comfortable to wear while remaining rugged enough to weather the elements.

COMFORT LOCK



A comfortable stitch construction that is soft on bare skin and super strong.

F-FLEX



This is our most comfortable suit, made of 100% full flex neoprene and designed to give ultimate freedom of movement.

GLIDE SKIN SEALS



Both soft and comfortable our Glide Skin seal prevents water from coming in and out. You shall not pass!

HYDROPHOBIC SKIN



Hydrophobic Skin panels on the outside of the suit/jacket are strategically positioned to help maintain warmth and repel water.

LONG JOHN & JACKET



A combination between a neoprene suit and a neoprene jacket. Specifically designed for the Jet Ski market. It's 2 in 1!

ROLLED SEALS



These rolled seals are tight to keep cold water out and warm water in.

S-FLEX



A perfect blend of our C-Flex neoprene and F-Flex neoprene. These S-flex panels are used in the areas that need the most flexibility such as the under the arm area, lower back and crotch.

THERMO



We don't just stop at neoprene to keep you warm. This Thermo lining gives you some additional warmth and the soft feel interior makes it more comfortable.

VESTS

50N ISO APPROVED



50N floating device, CE-approved according to ISO 12402.5.

BODY ARMOR



The foam panels are non-water absorbing, fast drying, durable and lightweight.

BACKSUPPORT



Our fully adjustable torso back support helps to prevent back injuries by supporting and conforming to crucial areas that would otherwise be prone to injury during extreme movements.

FOAM SIDE PANELS



Extra foam panels at the side of the vest for additional protection

D-RING



Attachment for emergency cord.

GLIDE SKIN PANEL



Water-repellent fabric with a slick appearance to keep you dry and fly.

INTEGRATED WEBBING



Completely or partly hidden webbing straps for more safety and a cleaner look.

NEO FABRIC



Soft neoprene fabric that provides maximum comfort.

NYLON FABRIC



The vests are made from heavy duty nylon. The thickness of the nylon is specified in denier (D). A higher number means thicker, heavier and stronger nylon.

NYLON SIDE PANELS



Nylon side panels for an adjustable fit. These side panels allow us to combine 2 sizes and make it easier to buy one vest that will fit multiple people.

PVC FOAM



Soft and comfortable foam that gives you the buoyancy that is needed to keep you afloat.

PVC/PE FOAM



Front panels use PVC foam; the panels on the back are made out of PE Foam.

R.O.M. ARMHOLES



Armholes that allow an extended RANGE OF MOTION for ultimate freedom of movement.

SLACK PANELS



Split foam panels that gives you extra flexibility and mobility where needed.

SPARTAN FABRIC



Provides the already amazing comfort of neoprene, while absorbing less water. It's super light and fast-drying. Perfect for the active Spartan warrior.

WDS



Our custom water drain system makes sure that the vest drains all the water quickly thereby drying even faster and remaining lighter than ever.

BOARDSHORTS & RASH GAURDS

4D FABRIC



Super flexible 4D stretch fabric for the ultimate freedom of movement, 86% polyester/14% spandex.

GYMNAST STRETCH



Comfortable gymnast stretch fabric is soft and perfect for all water sports activities.

LIGHT N' DRY



Lightweight and fast-drying.

SILICON DRAW CORD



Silicon printed draw cord for extra grip and security during extreme sessions.

SUN PROTECT UPF50+



This UPF50+ fabric provides Maximum Ultraviolet Protection.

HELMETS

ADJUSTABLE CHINSTRAP



Adjustable nylon strap that makes sure the helmet stays where it needs to be: On your head!

DOUBLE D RING



Our Double D-Ring closure system is the most secure way to tighten your helmet strap and keep your noggin safe in the event of a crash.

DETACHABLE EAR PADS



Ear pads provide extra protection for your ears when you need it the most, so make sure you wear them!

FIT PADS



Soft brushed nylon fit pads at the sides and the top give extra comfort and make sure the helmet has a great overall fit.

POLY CARBONATE



Offers maximum protection from high impact stress.

QUICK RELEASE INNER LINING



Our Quick Release Inner Lining can be removed to make drying time as quick as possible and help to maintain your product more easily.

RUBBER NOSE GUARD



Protects your nose from a direct helmet impact. A soft rubber guard provides the necessary safety.

RUST FREE COMPONENTS



Our helmets don't rust! All components are certified and guaranteed for use in both fresh and salt water applications!

GLASSES

FLOATING SUNGLASSES



Never lose your sunnies again! Our sunglasses float which makes them ideal for watersports use.

POLARIZED LENS



Our Polarised Lens helps filter the sun's harmful rays to keep your eyes as healthy as possible regardless of conditions.

UV PROTECTION



Our goggles offer UV 400 protection to help filter the sun's harmful rays while retaining complete clarity of vision.

WAKEBOARDS

3-STAGE ROCKER



Angled with a "flat spot" in the centre. A wakeboard with a 3-stage rocker features three distinct planes on the bottom of the board. Boards with a 3-stage rocker have a flat spot that makes the pop off the wake intense and gives slightly longer hang time before landing.

ARMED CORE



Molded polyurethane core with built in ABS/plastic reinforcements inside the base rails and the moulded in fins to help the board sustain and survive better through rail grind and other park usage. ABS is a very strong and durable thermoplastic.

CONTINUOUS ROCKER



A smooth and continuous rocker arch provides fast, smooth rides and allow you to turn more easily. You can also generate a lot of speed on a continuous rocker wakeboard while eliminating edge-bounce felt by a 3-stage rocker. Speed plus a very predictable pop will shoot you further out into the flats.

THE CROSSBREED



We took the best of both worlds and put them together to form "The Crossbreed". The Crossbreed features a "Rolled edge" at the midsection which blends into sharp end rails towards the tip and tail for more "edge hold" and aggressive cuts. The "rolled edge" midsection allows for easier turning and prevents damage to the edges.

MOLDED IN FINS



Integrated fins that improve the boards grip in the water and provide stability when landing.

ROLLED EDGE



Helps to prevent the board from splitting at the edges. The rolled edge positions the seams of the edges at the top-side of the board instead of at the base. This way you can hit "kickers" and "sliders" without any worries.

SOLID CORE



Functional and reliable molded polyurethane core. This has been widely used in low to high-end wakeboards.

COMBO SKIS

DIRECT MOUNT BINDINGS



Our direct mount binding is our luxury boot featuring more support and a softer footbed to keep your feet as comfortable as possible.

FIBERGLASS LAYUP



A traditional layup constructed from fiberglass cloth material is used to give specific flex characteristics for different areas of the ski. This method offers durability and is the standard method of construction.

HORSE SHOE BINDINGS



The traditional combo ski binding!

INJECTION MOLDED



Injection molded products are the industry standard to help shed weight and increase strength.

ENTRY COMBO PAIR



Our entry combo pair features injection moulded skis with foam lined adjustable bindings that can be used as either combo skis or as an entry level slalom ski. Tunnel bottom for stability + white fins for visibility make this the ultimate entry level combo.

RECREATIONAL COMBO PAIR



Is our entry level ski. Great for beginners-intermediate.

SPORT COMBO PAIR



Is great for those looking to take their skiing seriously.

3 STAGE ROCKER



A more traditional rocker design, which incorporates a flat spot under the binding section and variable rocker design for the tail section.

STANDARD SLALOM FIN SYSTEM



This is our tried and true drop through aluminium fin that allows front and backwards movement with a proven performance blade shape.

TUNNEL DESIGN



This concave is designed to generate a true edge holding capability, while still maintaining control.

POLYURETHANE CORE



The more traditional foam core is a moulded core that still produces functionality and durability. Widely used in most mid-level skis on the market.

KNEEBOARDS

ROTO MOLDED



Roto molded means strength and durability in construction to ensure a lasting product.

HANDLE HOOK



Place the handle on the hook for an easier start!

SWALLOW TAIL



This design provides more surface area from rail to rail to add speed and lift where needed most.

SINGLE LOCK



Single lock strap.

2" STRAP



Our 2" strap ensures minimal lift to keep your knee's on the pad.

TOWABLES

BOARDING HANDLES



Boarding handles help you get back on the towable more easy.

CONTROLLABLE



Some of our tubes have fins. They make it possible to steer the tube across the wake by leaning to the left or right.

CURVED BOTTOM



Some of our tubes have a curved bottom. This tows lighter because of its reduced drag on the water while improving manoeuvrability.

2 DIRECTIONS OF TOWING



2 Way Towable. Some of our tubes have tow points at both ends of the tube and are two-way towable. Users can tube in different positions all with the same item.

FINS



Fins help you to have more control over the towable.

FULLY COVERED



A fully covered tube looks great and is better protected against sharp objects.

FLAT HANDLES



Flat Handles are placed at positions where you want to have handles that aren't obtrusive or in the way. They are flat but easy to grab when you want to.

FOAM FILLED HANDLES



All of our covered tubes have foam filled handles with neoprene knuckle guards. These are strong and comfortable, and the neoprene pads protect your knuckles.

IMPROVED TOWPOINT DESIGN



Some of our towables feature our improved towpoint design for added strength and safety.

MULTIPLE RIDER POSITIONS



Multiple Rider Position tubes are fun and active. Choose your position you want like. Kneel, Sit or Lie down.

NEOPRENE PAD



A neoprene pad makes your ride more comfortable. We positioned our neoprene pads there where you want them.

NYLON



All of our covers are made from heavy duty nylon. The thickness of the nylon is specified in denier (D). A higher number means thicker, heavier, and stronger nylon. We use 420D for our 1 person tubes, 840D for our 2/3 and 4 person tubes. Most tubes use a combination of different deniers to make the best product imaginable: Light where it is possible and strong where it is needed.

PARTIALLY COVERED



The industry standard for most towables. A large area is covered by nylon to help protect against sharp objects.

PVC



All of our inners are made from heavy duty PVC. The thickness of the PVC is specified in gauge (G). A higher number means thicker, heavier, and stronger PVC. We use 24G for our 1 person tubes, 28/30G for our 2/3 and 4 person tubes. Most of the tubes use a combination of different gauges to make the best product imaginable: Light where it is possible and strong where it is needed.

QUICK CONNECTOR



A quick connector buckle makes it super easy and fast to connect your tube to the towrope. It also comes in handy if you want to switch tubes.

SAFETY CHAMBER



Tubes that consist of only one air chamber have a safety chamber inside. In case of a leaking chamber, the tube will always remain floating.

SIDE BUMPER



A side bumper prevents you from sliding off of the tube.

JOBET 
YOUR AUTHORISED DEALER

